

# THE OKLAHOMA PHOTOGRAPHER

Summer 2014 - Convention Issue

“Art Deco Spire” by Leslie Hoyt



PHOTOXOK

EXPOSITION • EXHIBIT • EXPOSURE • EXPAND

*Professional Photographers of Oklahoma*

**M** MILLER'S

1-2 DAY TURNAROUND *with* FREE OVERNIGHT SHIPPING



© Harper Point



We process film, too.

EXPLORE. SHOOT. CREATE

Your Miller's Signature Album awaits

Visit [www.millerslab.com](http://www.millerslab.com) to learn more about Miller's Signature Albums.

# THE OKLAHOMA PHOTOGRAPHER

2014 SUMMER ISSUE Volume 38, Number 2

*About the Cover . . .*

# PHOTOXOK

[www.photoxok.org](http://www.photoxok.org)

“Art Deco Spire” by Leslie Hoyt of Tulsa took the Master



**Leslie Hoyt**

Exhibit Commercial/Industrial Trophy at the annual print competition during the state convention of the Professional Photographers of Oklahoma in September 2013.

The print, which scored 94 points, also took the only Kodak Gallery Award presented at the convention

The image depicts the top of the Boston Avenue Methodist Church – an edifice in classic art Deco style.

Editor & Advertising Manager  
Donald Hayden, Cr. Photog., F-PPO  
3026 S. Cincinnati Ave.  
Tulsa, OK 74114  
(918) 743-2924  
[imagerybyhayden@att.net](mailto:imagerybyhayden@att.net)

---

Printed by  
Spectra Printing  
6103 E. Admiral Blvd.  
Tulsa, OK 74115  
(918) 835-0172

---

*Complete financial information and the 990 forms for the Professional Photographers of Oklahoma are available to any member of our regional states by contacting Michael Scalf Sr, Executive Director at P.O. Box 1779, Blanchard, OK 73010*

## In This Issue . . .

President’s Message	3
The Editor’s Desk	4
Scholarship News	5
Convention Schedule	6-7
Print Rules, etc.	8-13
Portrait Gallery I & II	14-15
Sandra Pearce Program	17
Gene Worsley Program	18
Gabriel Alonso Program	18
Cris Duncan Program	19
Stephen Thetford Program	20
Lora Yeater Program	21
“Print Competition Not for Sissies”	21
Richard Sturdevant Program	22
Spring Seminar Candidis	23
Registration Page	24

## **EDITOR NOT CLAIRVOYANT!**

If you are moving, please let us know. Send your **old as well as new address as well as new e-mail address** to:  
Michael Scalf Sr, Executive Director at  
P.O. Box 1779, Blanchard, OK 73010  
Allow six weeks notice.

---

## Magazine Ad/Copy Deadlines

Spring Issue	Feb. 1
Summer Issue	June 1
Fall Issue	Oct. 1

Presented three times annually as the official publication of the Professional Photographers of Oklahoma Inc., the magazine’s purpose is to better inform and prepare the photographers of Oklahoma and to seek their active support and participation in PP of O activities.

Acceptance of advertising, press releases and other material does not imply endorsement of such by the association or editor/publisher. Permission is granted to similar photographic industry publications to reprint contents provided both the author and *The Oklahoma Photographer* are credited as the source.

Articles and photographs are welcomed, but the editor reserves the right to revise or refuse material.

PROFESSIONAL PHOTOGRAPHERS  
OF OKLAHOMA INC.

EXECUTIVE BOARD 2014



**PRESIDENT**

Shannon Ledford, M. Photog., Cr.  
6744 E. 125th Place  
Bixby, OK 74008  
(918) 688-0949  
skledford@cox.net



**FIRST VICE PRESIDENT**

James Butler  
3267 E. 2nd St.  
Tulsa, OK 74104  
(918) 809-2270  
sailnut64@cox.net



**SECOND VICE PRESIDENT**

Kimberly Smith, M. Photog., Cr., CPP  
810 Sherwood Lane  
Muskogee, OK 74403  
(918) 681-0234  
ckfineportraits@yahoo.com



**SECRETARY**

Eldora Horton  
23991 E. 930 Rd.  
Thomas, OK 73669  
(580) 661-2836  
hortonej@pldi.net



**IMMEDIATE PAST PRESIDENT**

Rick Carr, CPP  
2629 N. West Oaks Dr.  
Newcastle, OK 73065  
(405) 392-3929  
rcarr@carrportrait.com

BOARD OFFICERS

**Term Expiring 2016**

**Dr. Glenn Cope, Cr. Photog., CPP - Tonkawa**  
gmcope@sbcglobal.net

**Rebecca Eubanks - Tulsa**  
rebecca@artworktulsaphotography.com

**Mandy Lundy - Fort Gibson**  
mandylynn116@gmail.com

**Tracy Provence - Chelsea**  
tracysphoto@sbcglobal.net

**Athena Rainbolt - Coweta**  
athena@athenasportraits.com

---

**Term Expiring 2015**

**Gary Box, Cr. Photog. - Sapulpa**  
photobox@aol.com

**Barry Fogerty - Shawnee**  
bfogerty@sbcglobal.net

**Cary Garrison, M. Photog., Cr., CPP – Edmond**  
cary@garrisonphotography.com

**Joey Johnson, CPP – Sand Springs**  
joey@joeyjohnsonphotography.com

**Brad Telleen – Chandler**  
telleen@telleenphoto.com

---

**Term Expiring 2014**

**Bob Holder - Broken Arrow**  
bobholder@cox.net

**Johnny Holland - Piedmont**  
johnnyandcarrie@att.net

**Shanna Smith - Seminole**  
info@shannasmith.com

**Carol VanDeventer, M. Artist - Cleveland**  
bcvand924@aol.com

**Marla Wingfield - Oklahoma City**  
mgwingsusa@cox.net

---

**EXECUTIVE DIRECTOR**

Michael Scalf Sr., M. Photog., Cr., CPP, API  
P.O. Box 1779, Blanchard, OK 73010  
Phone (405) 485-4456  
E-Mail: [michael.scalf@ppok.org](mailto:michael.scalf@ppok.org)

# ***From the President's Desk . . .***

## ***Convention Lineup Looks Fantastic***

By Shannon Ledford, M. Photog., Cr.

What a fantastic Spring Seminar we had in Tulsa! From meeting at a brand new location to enjoying dinner as a group at Savastano's, I truly hope everyone had a great weekend! Our group of speakers did an outstanding job and shared so much valuable information that we could all implement into our photography businesses.

If you were there, thank you for coming! If you were unable to join us, so sorry you missed out, but there is more to come!

Fall convention is just around the corner and I am thrilled to be hosting it at Hard Rock Hotel and Casino...what a great location! We are changing things up a bit this Fall and trying not to overlap any classes with print judging or trade show. In order to make this happen, we have scheduled print judging a day early.

This should really allow everyone to enjoy all that we have to offer and not miss anything. Along with this minor adjustment, we have a huge announcement...we are introducing digital print competition!! We are privileged to have Jeff Burton



**Wine or Soda . . . Hmmm?**

from print-competition.com join us at convention and assist us with this new addition! You will still have the opportunity to enter physical prints if you prefer, or you may combine and enter both.

For those of you who have in the past or are presently working on your Artist degree (formerly Master Artist), you will be pleased to know that we have also added that



**Shannon Ledford**

category to our competition. So, if you are up for the challenge, you can enter 6 images in your Open case and 6 images in your Artist case.

I would advise you to include guide prints on your Artist images so the judges can see your work. This is a very exciting year in competition! It is time to start preparing your images! Good luck and many merits to all who enter!

Please take some time to go through the schedule and read through the information from our Fall speakers. We have an amazing line up of talented photographers and artists ready to share with us!

We are also having another vendor meet and greet in the trade show on Friday night after our program, so be ready to shop! I'm looking forward to a great convention and hope to see all of you there!

### **Important Notice!!!**

***There will be recommended changes to the constitution from the board of directors during the general membership meeting at the convention at the Hard Rock. Hotel & Casino.***

**Photo by Bob VanDeventer**



By Don Hayden  
Cr. Photog., F-PPO

I was talking with my sister (who, living in Maine, reads my columns online) awhile back about an upcoming editor message for PPO and she said why don't I save it for later and write about my recent life-changing experience.

That said, the editor got a wakeup call in early July experiencing what was later determined to be a heart attack.

I used to scoff at television shows depicting the flurry of activity in emergency rooms. I am no longer a skeptic.

Funny, I felt pretty good the night before at a print competition of the Indian Nations Professional Photographers Association except for recalling that in a couple of weeks I was to undergo another bladder surgery.

The next afternoon I broke out in a cold sweat followed by nausea but didn't attach any special significance to this. Then my chest began some pain.

Thinking it might be indigestion I thought it would pass.

It didn't and when my wife came home from work, knew something was wrong.

Frankly, I was a little scared and she said "get your shoes on; we're going to the hospital."

As we live only a mile and a half from the hospital, my wife elected to drive me to the ER and when we walked into the waiting room and saw a couple dozen folks waiting, I thought to myself "I'll die before they get to me."

I learned something new – the more serious cases go to the head of the line and within 10 minutes I was being hooked up to all sorts of equipment.

I was seated in a recliner and the EMTs didn't even try to move me to a gurney, but instead pushed the chair down the hallway to a room where I was put on a bed of sorts.

By this time, whatever I was hooked up to showed I needed artery work and soon I was whisked to the "Cath Lab."

I was then put on an operating table, given a mild sedative and told "this might hurt a bit."

Although it was more than "a bit," I soon drifted in and out of consciousness while the cardiac surgeon installed a stent and balloon in as couple of arteries, after which I was whisked back to ICU for the next 12 or so hours.

ICU is not really a fun place. I was told I needed to not move my right leg for eight hours, but the weights placed on it took care of that.

Later I was transferred to another room I was to call home for the next three days.

Feeling down about the whole experience, I occasionally recalling that my dad had had a similar episode when he was about my age and he lived to be 97!

## Where the Pros go for Inkjet Printers

Digital Printers and Supplies for the Professional Photographer

At **Imaging Spectrum**, we don't just know printing, we know photographic printing. For twenty years, we've given our clients real advice from real pros that will help you choose the right products for your particular needs. You see, we're not here to just make a sale; we're here to make you a lifetime customer. No one offers you better values on a larger inventory of photo-quality inkjet printers, inkjet papers and ink, as well as dye-sub printers and supplies - all ready for immediate shipping!



800-342-9294

[www.ImagingSpectrum.com](http://www.ImagingSpectrum.com)

Dallas, Texas

# Scholarship News

By Eldora Horton, Scholarship Chair

I am probably not the worst when it comes to not liking change, but I can guarantee you I am in the top 10. The Professional Photographers of Oklahoma Scholarship Fund has gone through several changes since it was created and is now going to change again.

To find inspiration to write this article I went to the internet about change and found the following quote:

*The very nature of the world is constant change. You set a goal and create a plan to achieve it; then the assumptions on which you based your plan change - they always do. The challenge is to retain your goals while adapting your tactics. Relax and stay flexible in order to reach your goals and maintain your happiness.* - Jonathan Lockwood Huie

I thought that this quote was perfect for the change that the committee is pursuing. I did not recognize the name so I did more research.

Jonathan Lockwood Huie is an author of self-awareness books, *Lover of Life*, and has been called, "Philosopher of Happiness." His vision is "Joyful Living for All Through Conscious Choice," and mission is sharing that vision with the world.

We have all heard "things are not the same as they were;" what we haven't always heard is that it is up to us to accept the changes. The committee has enjoyed doing fund raisers and hosting "games" for members to earn individual scholarships, but the time has come to change.

The goal of the scholarship committee is and always has been to further the education of the Professional Photographers of Oklahoma members.

Instead of awarding individual scholarships (except for the Nelson-Helt award-which will remain the same) the Scholarship committee has decided to host events during the year. We feel that this will help all of the PPOK members, not just a select few.

We are excited about this venture and are looking forward to coordinating these events with the current PPOK president and officers. We welcome all comments and suggestions for these "Super PhotoEducation Events." Please send comments to the Scholarship Chairman Eldora Horton at hortonej@pldi.net.

It would be great to be able to announce the first PhotoEducation event, but just like the English phrase "Good things come to those who wait" extolling the virtue of patience must be applied. We will keep the members informed via facebook, website and the magazine.

At spring seminar the committee awarded scholarships for Spring Seminar to the following:

PPOK School: Jeanie York, Claremore, Fall Convention pre-registration: Shana Davis, Owasso, Fall Convention pre-registration: In Memory of Caleb Garrison: Rhonda Smith, Edmond and Fall Convention pre-registration: In Memory of Helen Helt: Wayne Reese, Choctaw (Wayne is also a past

recipient of the Nelson-Helt High Print Case for First Time Entry).

On May 1st, the committee awarded a PPOK School scholarship to Debbie Fimple. Her name was drawn from the members that had emailed the information with their choice of instructor and why they wanted to learn from this person.

Congratulations to all scholarship recipients, the scholarship committee is proud to participate in the education of the PPOK members.



**The Winners Are (l-r) - Wayne Reese, Shanna Davis, Rhonda Smith, (Scholarship Chair Eldora Horton) and Jeanie York.**

**Photo by Gary Box**

# PHOTO EXPOSITION

## State Convention - September 25-29, 2014

### Hard Rock Hotel & Casino, Tulsa, Oklahoma

#### Thursday - September 25, 2014

2 p.m. – 6 p.m.	Drop off Print Cases	Sequoyah 6
4 p.m. – 7:30 p.m.	Registration Desk Open	CC Lobby
6 p.m. – 8:30 p.m.	<b>Richard Sturdevant - Becoming a Master Artist <i>BWC</i></b>	Sequoyah 3

#### Friday - September 26, 2014

8 a.m. – 9 a.m.	Judges Breakfast	Wolf Room
8 a.m. – 3 p.m.	Registration Desk Open	CC Lobby
9:30 a.m. – Noon	Print Judging	Sequoyah 1
Noon – 1 p.m.	Lunch on your own	
Noon – 1 p.m.	Judges Luncheon	Wolf Room
1 p.m. – until ??	Print Judging resumes	Sequoyah 1
5 p.m. – 7 p.m.	Dinner on your own	
7 p.m. – 9 p.m.	<b>Gene Worsley - Lightroom <i>Miller's</i></b>	Sequoyah 3
9 p.m. – 11 p.m.	<b>Trade Show Open - Social Mixer {Cash Bar in show}</b>	Sequoyah 2 & 5

#### Saturday - September 27, 2014

8 a.m. – 3 p.m.	Registration Desk Open	CC Lobby
8:30 a.m. – 11 a.m.	<b>Gabriel Alonzo – That was Then, This is Now <i>Mid-South Color</i></b>	Sequoyah 3
11 a.m. – 3 p.m.	<b>Trade Show Open</b>	Sequoyah 2 & 5
Noon – 2 p.m.	Past Presidents Luncheon	Deer 1 & 2
1 p.m. – 2:30 p.m.	CPP Exam	Wolf Room
3 p.m. – 5:30 p.m.	<b>Cris Duncan – The Art &amp; Science of Lighting <i>Miller's</i></b>	Sequoyah 3
5:45 p.m. – 6 p.m.	Business Meeting (all members attend)	Sequoyah 3
6 p.m. – 7:30 p.m.	Dinner on your own	
7:30 p.m. – 9 p.m.	<b>Stephen Thetford – HDR and Panorama Imaging</b>	Sequoyah 3
9 p.m. – 11 p.m.	<b>Glow Party – w/ DJ (Cash Bar) Dress in all black</b>	18th Floor - Sky

#### Sunday - September 28, 2014

8 a.m. – 2 p.m.	Registration Desk Open	CC Lobby
8:30 a.m. – 11 a.m.	<b>Sandra Pearce – Painting with Photoshop <i>ACI</i></b>	Sequoyah 3
11 a.m. – 2 p.m.	<b>Trade Show Open</b>	Sequoyah 2 & 5
2 p.m. - 4:30 p.m.	<b>Sandra Pearce – Painting with Photoshop <i>ACI</i></b>	Sequoyah 3
6 p.m. – 7 p.m.	Reception (cash bar)	18th Floor - Sky
7 p.m. – 11 p.m.	Awards Banquet	18th Floor - Sky
10:30 p.m. – 11 p.m.	Pick-up Print Cases	Sequoyah 6



# PHOTO EXPOSITION

## State Convention - September 25-29, 2014

### Hard Rock Hotel & Casino, Tulsa, Oklahoma

#### Monday - September 29, 2014

8:30 a.m. – Noon      **Lora Yeater - Follow Your Heart *Virtual Backgrounds & H&H***      Sequoyah 3  
Noon.      Convention ends - Safe travels!  
12:30 p.m. - 2:30 p.m. Board Meeting Luncheon      Deer 1 & 2

### 2014 CONVENTION AND COMMITTEE LEADERS

Convention Chair - Wayne Reese  
Presidential Advisor - Dwaine Horton  
Trade Show Chairman - Jim Butler  
Print Judge Chairman - Kimberly Smith  
Registration Chairman - Eldora Horton  
Judges/Speaker Hosts - Leslie Hoyt  
Audio Visual Chairman - Clem Wehner  
Print Score Tabulation - Celia Moore  
Registration Chairman – Eldora Horton  
Michael Scalf  
National Award - Nelda Helt  
Magazine Cover Award - Don Hayden  
Presidential Portrait - Kimberly Smith  
Event Photography Chairman -  
Robert Traywick

Official Executive Board Portraits -  
Steve Ervin  
Fellowship Chairman - Cary Garrison  
Past President Meeting Chairman - Rick Carr  
New Member Chairman - Johnny Holland  
Banquet Coordinator/Script - Mary Waters  
Banquet Decorations - Marla Wingfield  
Banquet Slideshow - Gary Box  
Hospitality - Lori Zeller  
Member Display - Tracy Provence  
Scholarship Chair - Eldora Horton  
PPA Certified Liaison - Mary Waters  
PPO School - Randy Taylor, Lisa Butler,  
Rebecca Eubanks  
Financial Donations - Michael Scalf

### *Our Speakers*



Gabriel Alonso



Cris Duncan



Sandra Pearce



Richard Sturdevant



Stephen Thetford



Gene Worsley



Lora Yeater

### *Trade Show Open*

*Friday, Sept 26: 9 - 11 p.m.*

*Saturday, Sept 27: 11 a.m. - 3 p.m. Sunday, Sept 28: 11 a.m. - 2 p.m.*

# Welcome to Professional Photographers of Oklahoma's 2014 Print competition!

By PPOK 2nd Vice President Kimberly J. Smith, M. Photog., Cr., CPP

We are very excited to have you as part of our PPOK family as well as part of our print competition. If this is your first time entering and you don't know how to do this, please feel free to contact myself or any of our board members and we will point you in the right direction. We want this to be a good experience for you, but most importantly, a learning experience.

Competition is by far one of the best learning opportunities available. With that being said, PLEASE read carefully through the rules as you do not want to miss something and have your images disqualified. This is important information for new people as well as ones who have entered for years.

We are continually changing and updating our rules to make sure we are with the same standards that PPA (Professional Photographers of America) has. It is our goal to have a smooth transition from state to district and on to IPC (International Photographic Competition).

This year we are using a company called PrintCompetition.com. There are some new and exciting possibilities with this, so please make sure and read the changes on entry cutoff times so you don't miss the deadline.

We are also excited to have the addition of digital entries as well as the Artist category. You have the opportunity to enter a case with your Photographic Open images as usual, but with the addition of the Artist competition, you will have the opportunity to have those judged before district judging takes place.

This explanation from the PPA website explains it best...  
*"The purpose of this competition is to allow the entrant to demonstrate their art skills and expertise in pursuit of the PPA Artist degree (previously known as Master of Electronic Imaging degree). Entries will be judged for digital, artistic and technical proficiency. Entries can be created using digital or traditional art (such as painting and airbrush) or a combination of both."*

Don't miss out on this opportunity to improve your abilities and skills! Print competition for me goes beyond a score, a trophy or a Loan collection image... It has made me push harder, search deeper and be the creative person I didn't realize was even possible.

Join us in this journey... you will not be disappointed!

## The 12 Elements for Success in Print Competition

The Twelve elements listed below are in accordance to their importance.

- 1. Impact** is the sense one gets upon viewing an image for the first time. Compelling images evoke laughter, sadness, anger, pride, wonder or another intense emotion. There can be impact in any of these twelve elements.
- 2. Creativity** is the original, fresh, and external expression of the imagination of the maker by using the medium to convey an idea, message or thought.
- 3. Technical excellence** is the quality of the image itself as it is presented for viewing. Retouching, manipulation, sharpness, exposure, printing, mounting, and correct color are some items that speak to the qualities of the image.
- 4. Composition** is important to the design of an image, bringing all of the visual elements together in concert to express the purpose of the image. Proper composition holds the viewer in the image and prompts the viewer to look where the creator intends. Effective composition can be pleasing or disturbing, depending on the intent of the image maker.
- 5. Lighting**—the use and control of light—refers to how dimension, shape and roundness are defined in an image. Whether the light applied to an image is manmade or natural, proper use of it should enhance an image.
- 6. Style** is defined in a number of ways as it applies to a creative image. It might be defined by a specific genre or simply be recognizable as the characteristics of how a specific artist applies light to a subject. It can impact an image in a positive manner when the subject matter and the style are appropriate for each other, or it can have a negative effect when they are at odds.
- 7. Image Presentation** affects an image by giving it a finished look. The mats and borders used should support and enhance the image, not distract from it.
- 8. Center of Interest** is the point or points on the image where the maker wants the viewer to stop as they view the image. There can be primary and secondary centers of interest. Occasionally there will be no specific center of interest, when the entire scene collectively serves as the center of interest.
- 9. Subject Matter** should always be appropriate to the story being told in an image.
- 10. Color Balance** supplies harmony to an image. An image in which the tones work together, effectively supporting the image, can enhance its emotional appeal. Color balance is not always harmonious and can be used to evoke diverse feelings for effect.
- 11. Technique** is the approach used to create the image. Lighting, posing, capture, presentation media, and more are part of the technique applied to an image.
- 12. Story Telling** refers to the image's ability to evoke imagination. Each viewer might collect his own message or read her own story in an image.

# 2014 OPEN PRINT EXHIBIT RULES

## READ CAREFULLY!

All entries must be registered at [www.printcompetition.com](http://www.printcompetition.com)

### I. ELIGIBILITY & ENTRY FEES

A. All members of the Professional Photographers of Oklahoma, Inc., (hereafter: PPOK) are eligible to enter the annual Exhibition. PPOK members who are residents of Oklahoma may enter the General Exhibition or, if qualified, the Masters' Exhibition. Members who are not residents of Oklahoma may enter the Out-of-State Exhibition.

B. Non-resident members of the Professional Photographers of America, Inc., (hereafter: PPA) or out-of-state PPA affiliate associations may enter the Out-of-State Exhibition. In addition, those entering the Out-of-State Exhibit must be registered at the convention, to qualify for Out-of-State plaque.

C. The entrant has obtained and has access to all necessary releases (model or property) and agrees to hold PPOK harmless against all claims and liabilities arising out of PPOK's display, publication and promotion or other use of each image submitted to PPOK.

D. The case entry fee for all Exhibitions is \$60.00. A copy of your entry form must be enclosed in your print case.

(a) A return-shipping fee of \$30.00 should be included in case if the case needs to be returned by shipping. For Out-of-State entries that need print cases returned by shipping, please include a pre-paid shipping label from FedEx or UPS. Other requirements as herein contained must be met to remain eligible.

E. The case entry fee for all Exhibitions for Non-members of the Professional Photographers of Oklahoma that reside in Oklahoma is \$90.00. Non-members are NOT eligible for awards.

### II. OPEN EXHIBITIONS & PRINT CATEGORIES

#### A. EXHIBITION DIVISIONS

An entrant may enter up to six entries in one of the four exhibitions for which he or she qualifies.

1. GENERAL EXHIBITION— This exhibition is open to all members who do not hold the PPA Master of Photography and/or Master Artist degree. Entries may be made in any of the print categories.

2. 1st TIME ENTRANT—(GENERAL EXHIBITION) Any member who is entering 1st time in any State, Regional, or National photographic competition which is affiliated with PPA is eligible for this category. First time entrants in this division are eligible for a special trophy and entry forms should be marked accordingly.

3. MASTERS EXHIBITION — This exhibition is open to members who hold the PPA Master of Photography and/or Master Artist degree. Entries may be made in any of the print categories.

4. OUT-OF-STATE EXHIBITION — This exhibition is open to persons living outside Oklahoma. Out-of-State entries are eligible only for the "Out-of-State" plaque.

5. NON-MEMBER EXHIBITION – This exhibition is open

*The Oklahoma Photographer*

to Oklahoma residents that are not members of PPOK. These entries will be judged for scores only; they are not eligible for awards.

#### B. PRINT CATEGORIES

Black & White or Color may be entered in the same category.

1. MP - Man's Portrait - one male subject only
2. WP - Woman's Portrait - one female subject only CP - Child's Portrait- one subject only
3. GP - Group Portrait - two or more subjects, including pets
4. WE - Weddings - pertaining to brides or candid weddings
5. C/I - Commercial/Industrial - commercial or industrial subject matter
6. U1 - Unclassified 1 - scenic, landscapes, and still life photographic art
7. U2 - Unclassified 2 - people and animate objects not fitting the portrait category
8. EA- Event Albums - All photographs from one event
9. Classic Portraiture - Follow Classic Portraiture guidelines.
10. Artist – Showing your guide prints will help the judges to see the work you have done.

### III. SPECIFIC CONDITIONS FOR EXHIBITIONS

A. Entries will be judged for the quality of the photographic image including composition, technique, lighting, subject interpretation and presentation. All entries must be "original work."

B. Six (6) entries may be submitted by each person, but not more than four (4) in any one category, except for out-of-state entrants may enter six (6) in a category.

C. PRINT SIZE: Prints shall be a maximum size of 20"x 24" or 480 square inches including the border, or smaller photographs of any proportion or shape with a minimum overall print area of not less than 80 square inches. Borders are acceptable.

D. All prints in the Photographic competition must be permanently mounted on the appropriate size mount board for the Exhibition Division entered. Masonite is not allowed. It is recommended that entry thickness be a minimum of 1/8" and a maximum of 3/8" at any point on the entry. The prints must not be framed or under glass. Plastic covering is permitted but not recommended. Overlays, underlays and Polaroid transfers are acceptable. PPOK is not responsible for images too thick to hang on display racks. To prevent damage to other prints, no foreign material may be added to the surface of the print other than standard retouching material. Expanded PVC (such as Sintra) is permissible; for the material, 3 mm is the minimum recommended thickness and 4 mm is the maximum recommended.

E. Transparencies have been eliminated.

F. Wedding and or Event Albums will be judged on their impact, creativity, style, print quality, technique, story content, expression of subjects, lighting, presentation and salability of work. Any album, meeting the following rules, are now eligible to be

entered at the SWPPA or PPA International Print Competition.

- 1) Submission of an album will be counted as one entry; however, you may submit up to FOUR individual albums as any part of your six total allowed entries.
- 2) .Album cover size must be between 63-400 square inches.
- 3) Each page/spread file may contain as many images as you desire.
- 4) All images must be from the same Wedding or Event.
- 5) No multiple volume albums are allowed.
- 6) An image entered in an album cannot be entered as an individual submission.
- 7) Entrant must have photographed all images in the album. No other photographers' images are allowed.
- 8) An entry shall contain a minimum of 5 page/spread files up to 36 page/spread files.
- 9) Any studio identification or entrant's name in the album must be covered.
- 10) Albums must be shipped in a well-protected, reusable fiber, plastic or metal case.
- 11) A certificate label (or exact copy) must appear on the back in the center indicating vertical or horizontal of each entry and one print exhibit entry form enclosed with shipping case.

#### **ALBUM ENTRIES**

Album entries may be submitted in the form of a Traditional printed album or a digital entry.

#### **DIGITAL ALBUM ENTRY**

See Video Tutorial: [www.ppa.com/ipc\\_tutorials](http://www.ppa.com/ipc_tutorials)

- a. All page/spread files must have the longest file dimension at 4000 pixels, have an embedded color profile of either sRGB or Adobe RGB1998 and saved at a JPEG quality setting of 10.
- b. Each page/spread file may contain as many images as you desire.
- c. An entry shall contain a minimum of 5 page/spread files up to 36 page/spread files.
- d. Files are to be numbered in viewing order using two digits, i.e. 01.jpg, 02.jpg, 03.jpg, etc.
- e. All individual files must be compressed into a single ZIP file. ZIP file must be named: Album Title (use \_ for spaces, e.g. Summer\_Wedding.zip)
- f. Entries will be disqualified if the photographer's name, studio name or title appears on the front of the entry.
- g. Entries will be judged under current PPA lighting conditions.
1. Digital Files: Monitor Settings, D65, 120 cd/m<sup>2</sup>, 2.20 gamma

#### **PHYSICAL ALBUM ENTRIES**

- a. Album cover size must be between 63-400 square inches.
- b. No multiple volume albums are allowed.
- c. Each page/spread file may contain as many images as you desire.
- d. An entry shall contain a minimum of 5 page/spread files up to 36 page/spread files.
- e. Any studio identification or entrant's name in the album must be covered.
- f. Entries will be judged under current PPA lighting conditions. (Prints: Tungsten lighting, 3100K, EV8 (ISO 100, f/16@1 sec.)

- g. Entries will be disqualified if the photographer's name, studio name or title appears on the front of the entry.
- h. All entries must be enclosed in a salon print case.
- i. No two albums shall be of the same subject (i.e., same model(s). Each entry must be distinctly different. This includes the same model in different clothing or in separate sittings.
- j. All entries must be titled to be eligible.

#### **IV. GENERAL CONDITIONS FOR ALL DIVISIONS**

- A. The PPOK 2nd Vice President has complete responsibility for the exhibition and is assisted by the print committee. They are the only ones authorized to handle prints.
- B. Inquiries should be directed to the 2nd Vice President, before and after exhibition.
- C. All images and albums from all categories will be judged at the same time for points, but will be separated for awards and trophy judging.
- D. All entries must have a Certification Label on back and each entrant must send a Print Exhibit Entry Form in his case. This year those will be printed from your registration at [printcompetition.com](http://printcompetition.com).
- E. The definition of "original work" is:
  - 1) The entrant created, composed, and made the original exposure.
  - 2) The entrant may have negatives, prints, commercially produced; the entrant must immediately supervise all functions in producing the finished result.
  - 3) If the print was hand colored, then all coloring must be done by entrant.
  - 4) Work done under the supervision of an instructor or mentor is not eligible.
  - 5) Entries in frames or under glass are not acceptable. Plastic covering is permitted but not recommended.
  - 6) Entries previously entered in a PPOK Exhibition are not eligible.
  - 7) No entries may be removed from the judging exhibit area without approval of the 2nd Vice President.
  - 8) Once the case has been received by the Print Committee, categories checked on the Certification Label may not be changed unless the original marking was in direct violation of the rules due to accident or misunderstanding. The 2nd Vice President may make the correction.
  - 9) PPOK reserves the right to select entries for its use and publication.
  - 10) The entrant's signature on the Certification of Print Exhibition form acknowledges consent to all rules herein.
  - 11) PPOK is not responsible for loss, damage, or failure to judge or exhibit for any reason.
  - 12) In situations not covered by these rules the decision of the 2nd Vice President is final.

## V. AWARDS FOR EXHIBITING

A. Selection of entries to be exhibited will be made by the 2nd Vice President and the print committee when judging is completed. The number of points necessary for hanging is determined at that time.

B. The best entry in each category in the General, Masters and Artist divisions accepted for hanging will be awarded a First Place plaque. Awards will be given to the best entries of the various categories and divisions by the majority vote of the judges in closed session.

C. The judges may also, at their discretion, give as many as two Distinguished Print ribbons and as many as two Honorable Mention ribbons in each category in the General and Masters divisions.

D. Entries displayed (hung) at the convention will receive a corner indicating the entry is "Accepted for Exhibition."

E. Plaques will be given for the most outstanding work submitted. Plaques awarded for total points are determined by adding together the scores of all entries by each entrant in his or her case with the highest number winning. In case of a tie, the majority vote of the judges decides the winner.

1. Past Presidents' Plaque for the best entry in the General Exhibition.

2. The Directors' Plaque for the best entry in the Masters Exhibition.

3. Two Presidents Plaques for the persons with the most total points from all his/her entries in the General and Masters Exhibitions. These awards will be designated as the "Oklahoma Photographer of the Year—General Division" and "Oklahoma Photographer of the Year—Masters Division."

4. "Oklahoma Certified Professional Photographer Trophy" will be awarded to the PPA Certified entrant with the highest case score.

5. The "Out-of-State Trophy" will be awarded to the person with the most total points from his or her entries in the Out-of-State Division.

6. Nelson-Helt Memorial Scholarship for total points for the 1st time entry in General Division.

7. "Members' Choice" plaque for the print with the most votes by registered convention attendees.

8. Judges may give "Judges' Choice" ribbons for prints selected by individual judges at their discretion. 9. "Classic Portraiture" plaque will be awarded for the best classic entry.

10. Artist plaque will be awarded the best Artist entry.

11. PPOK will not give awards other than those already stated without prior approval of the Board of Directors

### NOTICE

Print Entries will be accepted from Noon to 4 p.m. Thursday, Sept. 25, 2014. **ALL ENTRIES MUST BE UPLOADED ONLINE BY MIDNIGHT (CST) MONDAY, SEPT. 22, EVEN IF YOU ARE HAND DELIVERING THE CASE.**

None will be accepted after that time regardless of reason. Please have your entries in the Print Room on time. No exception will be made to this rule except by vote of the Board of Directors.

### SCORING GUIDEINES

Juries will judge in open session and follow the PPA affiliated association judging procedure. The point system is used with scores ranging from 100 to 0 as follows:

Exceptional 100-95

Superior 94-90

Excellent 89-85

Deserving of Merit 84-80

Above Average 79-76

Average 75-74,

Acceptable 73-70,

Below Exhibition Standards 69

The final score shall be the official score on these and on any challenged photograph.

# 2014 ARTIST PRINT EXHIBIT RULES

The purpose of this competition is to allow the entrant to demonstrate their art skills and expertise. Entries will be judged for digital, artistic and technical proficiency. Entries can be created using digital or traditional art (such as painting and airbrush) or a combination of both.

1. All entries must be registered at [www.printcompetition.com](http://www.printcompetition.com)

2. Entrants may submit prints, digital files or a combination for judging.

3. Entrants are required to upload a digital file for each image (print or file) entered. NOTE: For print entries, the digital file submitted MUST match both the image and presentation. If, for example, the submitted print has a mat and the digital file does not show the mat, the entry will be disqualified.

4. No changes to your entry are permitted once the entry deadline has passed. No refunds will be issued after the entry fee is paid.

### REGISTRATION

Register at [www.printcompetition.com](http://www.printcompetition.com)

### ELIGIBILITY

1. Entries may be reproduced from existing photographs, portraits, graphics or any other artwork so long as the entrant is prepared to provide appropriate written documentation indicating permission for usage. This documentation may be requested by PPOK before, during or after the competition. If an entry, in the good-faith opinion of the Professional Photographers of Oklahoma Second Vice President, violates copyright, trademark or any other applicable law and cannot be proven otherwise, that entry shall be disqualified.

2. All processing, manipulation, artwork or rendering must be done by the entrant. Printing may be done under their direct supervision.

3. Entries will be disqualified if the photographer's name, studio name or title appears on the front of the entry.

4. A maximum of six entries may be submitted per entrant.

5. No entry will be eligible that has been made under the supervision of an instructor or as a class assignment.
6. No two entries shall be of the same subject.
7. Entry media includes photographic prints or digital files.
8. Makers may choose to have their Artist entries judged digitally or with physical prints.
9. Entries in the Artist category shall include any subject and are encouraged to have guide images if the artwork is not apparent.
10. If any entry includes guide images, they must be included on the submitted digital canvas or mounted/included on the face of the print.

### PRINT ENTRIES

1. Images may be submitted in any shape and size on a mount board a minimum of 80 square inches to a maximum of 480 square inches, with the largest dimension no longer than 24".
2. Print entries must be mounted on a standard mount material (double weight mat board, gator board, 1/4" foam or Sintra). Recommended mounting thickness is 1/8" to 3/8". "Float" mounting is accepted at entrant's risk for damage. Images on metal and mounted to another standard material must have rounded corners and smooth edges. No mount that could potentially damage other entries or pose a danger to print handlers will be accepted. Masonite, glass, stretcher frames or conventional frames will not be accepted.
3. No material may be added to the front or back of an entry that may damage another entry.
4. A digital reference file must be submitted with each print entry. This file must match the submitted print entry, both image and presentation (if a real mat is used on the print, a reasonable facsimile must be used in the digital file). File specifications are the same as under the Digital Submission categories.
5. If a print is submitted and correctly entered, the print will be judged.

### DIGITAL SUBMISSION

1. Files must be sized so the longest dimension is 4000 pixels. Each file must contain an embedded color profile of either sRGB or Adobe RGB1998 and be saved at a JPEG quality setting of 10. In most cases, total file size should not exceed 3.5 MB. Larger files will be accepted when necessary so long as they are JPEG/10.
2. Files are to be named, Image\_Title(use \_ for spaces, e.g. See\_Spot\_Run.jpg).

### DEADLINES AND FEES

\$60.00 for PPOK members and Out of State members  
 \$90.00 for Oklahoma residents that are non-members of PPOK:  
 Physical print entry cases must be received by September 25th, 2014 by 4:00 p.m.

**ALL ENTRIES MUST BE UPLOADED ONLINE AT [www.printcompetition.com](http://www.printcompetition.com) BY MIDNIGHT (CST) MONDAY, SEPT. 22, EVEN IF YOU ARE HAND DELIVERING THE CASE.**

Note: Failure to comply with these rules may result in disqualification of entry. The decision of the Second Vice President is final.

### SHIPPING INSTRUCTIONS

1. For print entries to be returned, they must be shipped in an approved case and must include \$30.00 for return shipping.
2. Ship to: c/o Michael R. Scalf, Sr., 617 N. Main, Blanchard, Oklahoma, 73010
3. Must be received by September 19, 2014
4. PPOK assumes no responsibility for damage to entries or print cases.
5. Entries shipped in an approved print case will be shipped within 7 days of the conclusion of the convention.

### PACKING

- A. PPOK is not responsible for loss, damage, or failure to judge or exhibit for any reason.
- B. Entries must be packed in standard salon cases. Wedding Album entries must be attached to the print case. One entrant's work packed per case. If two or more entrants are packed in the same case, neither entry will be judged. Entries packed by any method other than salon cases will not be accepted. They may be shipped or delivered by any method, but will be returned freight collect if indicated on Entry Form.

### PRINT CASE DROP OFF

If print cases are going to be hand delivered to the convention print sorting room, they must be delivered between **Noon and 4 p.m. Thursday, Sept. 25, 2014** at Hard Rock Hotel & Casino, 777 W. Cherokee St., Catoosa, OK 74015. (800) 760-6700.

(Do not ship cases directly to the hotel; do not drop them off at the hotel prior to Noon on Friday.

**Judging has been changed to Friday, September 26, 2014.**

## Here Come the Judge(s)



**Gabriel Alonso**



**Cris Duncan**



**Sandra Pearce**



**Ralph Romaguera  
Jury Chair**



**Cindy Romaguera**



**Richard Sturdevant**



**Stephen Thetford**

# PROFESSIONAL PHOTOGRAPHERS OF OKLAHOMA 2014 PRINT EXHIBITION ENTRY FORM

**Please Print Clearly**

This form must be filled out, signed and placed in your print case with the prints. Circle the category of EACH entry on this form. Affix the \$60 entry to this form

Read and understand the revised print rules. Shipping fee is \$30.

For Out-of-State entries that need print cases returned by shipping, please include a pre-paid shipping label from FedEx or UPS.

NAME: \_\_\_\_\_

STUDIO/SCHOOL: \_\_\_\_\_

ADDRESS: \_\_\_\_\_

CITY: \_\_\_\_\_ STATE: \_\_\_ ZIP: \_\_\_\_\_

PHONE: \_\_\_\_\_ CELL: \_\_\_\_\_

FIRST TIME ENTRY

MASTER

OUT-Of-STATE

PPA Certified

ASP

**Please Print Clearly**

**This is to certify that this entry is my own work as defined in the Professional Photographers of Oklahoma Inc. print exhibition rules, which comply with PPA rules. I also give permission for PPOK to publish my work in the PPOK publications and web site.**

## ***Certification:***

Signature: \_\_\_\_\_ Date: \_\_\_\_\_

Check here if you will pick up your print at close of convention

Return shipping fee per case enclosed: \$30.00

**Please Print Clearly**

### **PPO CREDIT CARD PAYMENT OPTION:**

**VISA \_\_\_ MASTER CARD \_\_\_ DISCOVER \_\_\_ AMERICAN EXPRESS \_\_\_**

NAME ON CARD: \_\_\_\_\_

BILLING ADDRESS OF CARD: \_\_\_\_\_

CITY: \_\_\_\_\_ STATE: \_\_\_ ZIP: \_\_\_\_\_

CARD #: \_\_\_\_\_

EXPIRATION DATE OF CARD: \_\_\_\_\_

Please include payment with your entry.

Case Fee Member: \$60.00

Return Shipping Case Fee: \$30.00

**Total Payment Included: \$** \_\_\_\_\_

# Member Images Gallery I



**“Bonnie Black”**  
by  
Randy Taylor  
of  
Edmond



**“Lost Summer”**  
by  
Melissa Jeffcoat  
of  
Tecumseh

**“Little Beauty”**  
by  
Ann Naugher  
of  
Tulsa



**“The Journey”**  
by  
Kimberly Smith  
of  
Muskogee




**“Wet ‘N Wild”**  
by  
Dwayne Horton  
of  
Thomas



**“Monkey See Monkey Do”**  
by  
Elise Breeding  
of  
Moore

**“Urban Faith”**  
by  
Lesley Vines  
of  
Noble




**“Pretty on Pointe”**  
by  
Gary Box  
of  
Sapulpa





## *Member Images Gallery II*



**“Colorado  
Sunset”  
by  
Rhonda  
Smith  
of  
Duncan**



**“STANG”  
by  
Johnny  
Holland  
of  
Moore**

**“Time  
Stands  
Still”  
by  
Rick  
Cotter  
of  
Jones**



**“She  
Waits”  
by  
Mary  
Water  
of  
Perry**



**“Keyless  
Entry”  
by  
Lisa  
Butler  
of  
Tulsa**




**“Waiting  
For You”  
by  
Athena  
Rainbolt  
of  
Coweta**



**“Silk  
Embrace”  
by  
Lori  
Zeller  
of  
Tulsa**



**“Caged”  
by  
Mandy  
Lundy  
of  
Fort  
Gibson**



# Keep It Simple

From our simple, beautiful products that let your photography shine, to continuously honing our workflow to reduce complexity, to proactively looking for how we can be easier to work with at every turn, we strive to make everything as simple as possible.

We always have and always will.



Learn more about who we are  
and what we believe at [whcc.com](https://www.whcc.com).

# Painting with Photoshop: An All-Day Experience with Sandra Pearce



**Sandra Pearce**

**Sunday 8:30 a.m.-11 a.m.  
Sunday 2-4:30 p.m.**

The difference between traditional art and digital art are vast and varied. There is one common link - the knowledge and skill needed to create true art, regardless of the medium.

Not only does Sandra



Pearce of Okeechobee, Fla. have a working knowledge of traditional and computer based art, she has experience teaching each form as well.

She feels photographers already feel comfortable with the tools used in Photoshop. This enables them to concentrate on the techniques of painting rather than learning a new program.

With so many teachers in the photography world we all need a good reason to take a class that will help our business grow and prosper. Pearce's degrees and some awards - Master of Electronic Imaging, Master Photographer, Craftsman, PPA Grand Imaging Award for Electronic Imaging 1st & 2nd - 2010, 2nd - 2011, - 3rd - 2012.

In her program - Painting with Photoshop for the Everyday Photographer and sponsored by ACI - Pearce plans to teach

you the art of using ALL the tools that Adobe gave you in Photoshop (whatever version you have), how to prepare your image and paint beautiful art pieces and painting techniques you will use for retouching.

Pearce has been a professional photographer for 13 years. Her goal is to capture your image in a relaxed atmosphere.

She offers a full portrait studio and, for outside sessions has a yard designed for that. Her garden has a gazebo, arbor, ponds with goldfish to feed, huge oak trees, a barn, fences, squirrels, birds and beautiful flowers. There is a grassy pasture that enables her to photograph you with your horses and other pets.

Pearce offers paintings of your photographs in oil, watercolor and other mediums.

Her goal as a photographer is to make portraits a lifetime memory.

Join Pearce for fun, while exploring your inner creativity and learn to paint during the journey.



# Adobe® Photoshop® Lightroom® Workflow

Join Gene Worsley as he demonstrates how to work efficiently in the popular Lightroom software.



**Gene Worsley**

During the session, Worsley will walk through the critical steps of: importing images, organizing photos with collections, adjusting photos, using and creating presets, and exporting corrected images for printing.

At each step, Worsley will emphasize how to create a productive and efficient workflow.

**Friday 7-9 p.m.**



Learn how to perfect your workflow in Lightroom. Worsley has been part of the Miller's Professional Imaging family for over 27 years. During this time he has successfully served in a variety of management positions.

Most notably, he was part of the management team that launched the Miller's digital lab in Columbia, Missouri in 2001.

In 2006 he pioneered the Miller's Online Training Center, an interactive educational resource where professional photographers could learn about the world of digital photography.

In early 2014, Worsley embarked upon a new project of continuing to educate and support photographers via the Miller's YouTube video channel.

---

Alonzo serves as a Qualified International Print Juror with the Professional Photographers of America and lectures at national, regional, state and local conventions as well as for the Mexican Professional Photographers Association.

His exceptional work has been selected for the Masters Loan Collection of the Professional Photographers of America and has been exhibited at the Eastman Kodak display of Disney's Epcot Center.



## "That was then, this is Now"

What effect have digital technology, an angry economy and a new generation of photographers made on an ancient art form?

How has the fact that everybody carries a camera in their pocket affected the perceived value of our work?

How can you know where you're going, if you do not know where you've been?

Join Texas portraitist Gabriel Alonso, M. Photog. Cr. F-TPPA of Fort Worth as he attempts to answer these questions and share his comprehensive overview into the evolution of portraiture and where it stands today.

In his program – That was Then, This is Now, sponsored by Mid South Color Lab - Alonzo

will cover historical perspective, composition, lighting and posing, balance and style - all supported with audiovisual presentations and hands-on demonstrations.

Alonso is considered one of today's premier portrait artists. His talent and expertise combined with his immense insight, exceptional artistic composition and heightened sensitivity to the client's desires allow him to capture the essence and timeless expression of beautiful moments in images his clients will cherish for generations.



*The Oklahoma Photographer*



**Gabriel Alonso**



# The Art and Science of Lighting



**Saturday 3-5:30 p.m.**

Lighting is by far the most important ingredient in creating an image; it is the key to photography. Light defines the subject. Light will show or remove

texture. It has the power to direct a viewer, evoke an emotion and tell a story. Light is the basis for life and the heart of a photograph.

Knowing how to and use light to set the tone for your image is an art, an art that takes years to master and only moments to appreciate.

So states Cris Duncan, M. Photog., Cr. CPP of Lubbock, Texas who specializes in wedding, portrait, corporate and family photography.



**Cris Duncan**

He is quickly becoming a force within the photographic community for his technical knowledge of photography as well as that of digital imaging programs, such as Adobe Photoshop.

His passion and knowledge for the art of photography is contagious.

“The best part of photography, at least in my opinion, is being able to manipulate reality while still keeping it real. An artist can create any fantasy he or she desires



with the brush, but photographers must do that with light and shadow alone,” Duncan said.

On the other hand, light is also a science. We are ruled by physics. The two must be used together. Photography is about the “Art and Science of Lighting” – the title of this program.



*The Oklahoma Photographer*

In this program, both the basic laws of light along with creative use of light will be applied in studio and location settings. We will utilize daylight, flash, strobe and ambient conditions working with no more than two light sources. You will learn valuable techniques to make your images different than your competitors.

Gain the knowledge and understanding of what light, any light, will do in a given situation and then have the skills to manipulate it to your style,

Light quantity and light direction all play critical roles in your image making and you are guaranteed to leave with the knowledge to make you a better more efficient photographer.

This is a hands on experience where students are encouraged to bring their camera and shoot along-side each other and Duncan as he discusses several lighting tools and the four major lighting applications.

He will lead on you an adventure as we have live sessions and learn invaluable tools for lighting, posing, composition, lens selection and more as we shoot on-location, the studio and in-between.

Since turning pro in 2002, he has had the opportunity to photograph Presidents, Vice Presidents, dignitaries and countless weddings and portraits.

Duncan, along with wife Deanna, operate CjDuncan Photography, a high-end portrait, wedding and commercial studio.

CjDuncan Photography has flourished for over 10 years in a competitive market and continue to be regarded as one of the top studios in Texas

Duncan has worked for such companies as Frito-Lay and Bayer CropScience and been honored to photograph numerous weddings, portraits and commercial assignments of

great people all over this land.

He is the recipient of several awards and honors including the Grand Imaging Award in the commercial category, PPA Photographer of the Year and a multi-year Texas Top 10 recipient.

He is the Executive Director of the SPPPA, a member of the PPAedu curriculum committee and the founder of Find your Focus photographic education.



# HDR AND PANORAMA IMAGING FOR THE PORTRAIT PHOTOGRAPHER

In his program entitled **Saturday 7:30-9 p.m.** HDR and Panorama Imaging for the Portrait Photographer, Stephen Thetford, M. Photog., Cr., CPP of Fayetteville, Ark. will explain how Commercial HDR and Panorama Imaging can increase your revenue stream.



**Stephen Thetford**

He will show you how to increase your revenue steam through commercial imaging using equipment and skills you already possess.

Your current client base has needs for work other than portraits and you can supply that need to the betterment of your bottom line.

This program will provide you with ideas, technical understanding and practical applications that will give you the confidence to

open up a new product line in commercial images for your portrait clients.



He will demonstrate how to process HDR images, stitch multiple images

together into panoramas and drop in needed elements to produce the look that your clients have tried to obtain on their own without success.

Thetford owns and operates Stephen Thetford Photography with his wife Janet. The photographic studio is in the heart



*The Oklahoma Photographer*

of the “Entertainment District” just blocks from the campus of the University of Arkansas. Studio product lines include commercial, high school seniors, families, children and business portraits.

Thetford’s original photographic training came from a short stint as a police detective in Texas investigating crime scenes, later taking the newfound skills with a camera to a home-based portrait studio.



Eventually he and Janet moved to Northwest Arkansas where he was quickly established as a premier photographer in the region.

Thetford gives credit for the majority of his photographic skills to the Professional Photographers of America and its affiliate schools and programming and has chosen to give something back to the organizations.

He has served on the boards and as president of the Professional Photographers Association of New Mexico and the Southwest Professional Photographers Association.

He served for 15 years on the Bylaws, Rules and Ethics committee of PPA and served as a trustee of the Delta School of Professional Photography since it was established in 2002. He is currently serving on the PPA Board of Directors.

Continuing to work at maintaining an edge in his work Thetford has participated in PPA and affiliate print competitions as a tool to stay fresh in his work. He has been named

“High School Senior Photographer of the Year” the past five years in the Arkansas Professional Photographers Print competition along with numerous other category titles and awards.

# Follow Your Heart

**Monday 8:30-Noon**

Lora Yeater, M. Photog. of Alma, W. Va., a predominantly senior portrait photographer, takes special care to learn each individual's personality before he or she even comes in for a session.

She feels that she has been blessed with the ability to help others see the beauty within themselves and to capture that beauty in a portrait that will be cherished by the family for generations.

Her program - "Follow Your Heart," sponsored by H&H Color Labs and Virtual Backgrounds will cover how she started her business in the basement of her home and soon had to build a bigger studio because of how quickly things grew.

It also gives tips on how to set yourself apart from other photographers. She discuss how to stay resilient even through



the inevitable storms that life sends our way and how to use that resiliency to help others.

Yeater is a member of the Professional Photographers of West Virginia, the Professional



*The Oklahoma Photographer*



**Lora Yeater**

Photographers of America, and the American Society of Photographers.

She began her professional career in 2008, and in her first year of competition, earned the title of West Virginia's Photographer of the Year. She repeated her success as Photographer of the Year again in 2010, 2011 and most recently in 2013.

As a competitor by nature against others, but also herself, she has earned the 2014 Grand Imaging Award as well as the ASP's Gold Medalion. This competitive spirit was evident even as she was just beginning, as she obtained her Master of Photography degree within her first three years of competition.

This fire to continually improve and hone her skills sets her apart and is sure to keep her engulfed in the photography world for years to come.



## Competition Not For Sissies

**By Elise Breeding**

"It's not for Sissies..." If you've been around PPO for any amount of time, you've probably heard Jackie Patterson or Dawn Muncy refer to Print Competition in this way. And they are right. However, it's also not for the proud.

I have been a member of this organization since my high school years (late '90's). I entered my first competition my freshman year of college (2000), and when that gave me an average print case of a 76 I didn't enter for couple of years.

The truth of the matter is: I'm stuck at an average 78 print case. 78. "Above Average" by print competition standards. Above average. Did you know it really hurts to be called Above average? I have spent half my life behind the lens, only to have a panel of 6 people consistently call me "above average". Ouch.

I can take criticism. I welcome critiques. But when you put it all out there and then fall below your own high ex-

**See Next Page**

peceptions, it can break you. This past year I let one of the judges critique my images after they were on display. Their 6 “above average” scores glaring back at us. He praised them. Approved the content; approved the lighting; approved the posing; approved my craftsmanship and creativity. Then in 3 instances, described a better choice in pose for competition’s sake. They had impact, posing, lighting, creativity... the judges chuckled at the cuteness of them during their scoring... “just missing something”. So there you have it. Image selection and storytelling were the key elements preventing my success.

I have been in this organization for SO long. I cannot count the number of photographers who would have set aside an

hour of their busy week to look at my images and make recommendations on how to improve them or make them competition worthy.

Will I continue to enter? Yes. Will I be heart-broken if/when my images aren’t well received? Absolutely. Will I cry when I fail? Probably... I’m an emotional person and I hate letting myself down. Will it make me a better photographer? I, 100%, believe so.

Set it all out there, don’t be a sissy, be willing to hear what the judges have to say, but ask for critiques first. Take time to find the people you admire and call them or email them and ask for their insight. Take time to set aside your pride and be willing to hear what you may not want to hear.

## Becoming a Master Artist; Creating in 4 Dimensions

### Thursday 6-8:30 p.m.

Have you wondered about the Master Artist degree and what it takes to get it? Richard Sturdevant, M. Photog., Cr., M. Artist of Garland, Texas will take you through the process of creating master artist images. Learn what this category really is and how to be successful with it.



**Richard Sturdevant**

Richard Sturdevant is a leading expert in photographic artistry and creative composites. His award winning work, style, and techniques have earned him high praise in the photographic industry.

Sturdevant is known for an impressive track record in PPA print competition - receiving 17 prints with a perfect 100 point score in both state, regional and district competitions. He also made history with PPA at SWPPA District

competition in September 2010 for the highest print case ever scored in the USA, Receiving a 100 print score on all four of his prints.

He is the Overall Grand Imaging Award (GIA) Winner for 2011 and 2012 with best print in PPA. In 2013 he received 1st and second place in the GIA Awards for best Master artist Image and 3rd Place in Portrait. In 2014 he was Named as a finalist in the First World Cup and Also won Grand Imaging Awards 1st Place in Illustrative and Second Place in Master Artist held At Imaging USA in Phoenix, Arizona. Sturdevant is the only Photographer in PPA History to go Double Diamond twice 2012 and 2013, He’s has been awarded Diamond Photographer of the year 5 times with Diamond and Platinum awarded at Imaging USA 2014. In 2013 Richard also became a PPA international Juror.

Sharing his knowledge and experience with others in the industry is something that he enjoys. As part of his commitment to helping others learn and succeed, he has launched his own brand of educational materials to photographers, graphic designers, and artists nationwide. He believes that these materials, known as the “Sturdavinci Art Tools”, will help fellow professionals, as well as aspiring students, achieve their creative potentials and improve their workflow.

Turning the ordinary into the extraordinary will continue to be Richard’s goal in his personal photographic journey and as a platform for his teachings.





# Spring Seminar Candida

By Editor Don



# PHOTO **X** OK

# PHOTO EXPOSITION & PHOTO EXHIBIT

September 25-29, 2014

First Name: \_\_\_\_\_ Last Name: \_\_\_\_\_  
 Name of Business: \_\_\_\_\_  
 Business Address: \_\_\_\_\_  
 City: \_\_\_\_\_ State: \_\_\_\_\_ Zip: \_\_\_\_\_  
 Bus Phone: \_\_\_\_\_ Cell Phone: \_\_\_\_\_  
 E-Mail: \_\_\_\_\_ Web Site: \_\_\_\_\_

**EARLY REGISTRATION MUST BE POSTMARKED BY September 15, 2014**

\$119.00	<b>Best Value</b> Early Full Registration + Banquet .....	\$ _____
\$ 85.00	Early Full Registration .....	\$ _____
\$ 95.00	Full Registration ( <b>After Sept. 15</b> ) .....	\$ _____
\$ 40.00	Awards Banquet Ticket .....	\$ _____
\$ 20.00	Social & Trade Show Only .....	\$ _____
\$ 95.00	Out-of-State Registration (Affiliated Member) .....	\$ _____
\$135.00	Non-Member Registration .....	\$ _____
\$ 20.00	Board of Directors Luncheon .....	\$ _____
\$ 20.00	Past Presidents Luncheon .....	\$ _____
	Amount Included With This Registration .....	\$ _____
	Check # _____	

**Make checks payable to Professional Photographers of Oklahoma (PPOK)**

- I WILL BE STAYING AT Hard Rock Hotel & Casino: THUR\_\_\_ FRI\_\_\_ SAT\_\_\_ SUN\_\_\_
- ASK FOR PROFESSIONAL PHOTOGRAPHERS OF OKLAHOMA GROUP RATE
- PHONE: 1-800-760-6700 or 1-918-384-7800 •

**PRE-REGISTRATION DEADLINE  
POSTMARKED BY  
SEPTEMBER 15, 2014**

**ROOM RATE: \$119.00**  
**Room Reservations must be made  
by Midnight Sept. 11 or rooms will be released**

**CREDIT CARD PAYMENT OPTION:**

VISA \_\_\_ MASTER CARD \_\_\_ DISCOVER \_\_\_ AMERICAN EXPRESS \_\_\_

NAME ON CARD: \_\_\_\_\_

BILLING ADDRESS OF CARD: \_\_\_\_\_

CITY: \_\_\_\_\_ STATE: \_\_\_\_\_ ZIP: \_\_\_\_\_

CARD # \_\_\_\_\_ CVV # \_\_\_\_\_

EXPIRATION DATE OF CARD: \_\_\_\_\_

**RETURN COMPLETED  
REGISTRATION FORM  
WITH \$\$\$\$ TO:**

Michael Scalf Sr.  
 P.O. Box 1779  
 Blanchard, OK 73010  
 Phone (405) 485-4456  
 E-Mail:  
[michael.scalf@ppok.org](mailto:michael.scalf@ppok.org)

**FILL OUT THIS FORM AND TURN IT IN TO CARY GARRISON ASAP!**

**Professional Photographers of Oklahoma  
Fellowship Program Entry Form**



It will be your responsibility to list any service or print you would like credited to your file. All entries are subject to fellowship guidelines. Credit for your entries will be verified by the fellowship committee. The fellowship committee will have final authority when crediting entries to your file. **This form must be submitted by Dec. 31st of the same year the points were earned or they cannot be used at all. Please submit this form to the current PPO person in charge.**



PPO Member: \_\_\_\_\_

Category	Points	Service/Print	Verified By

Service Points \_\_\_\_\_ Print Points \_\_\_\_\_ Verified By \_\_\_\_\_

**Oklahoma  
Fellowship  
The Pursuit Of...**

Oklahoma Professional Photographers Fellowship Program Outline

The Fellowship Program is a means of recognizing those who have served the membership of the Oklahoma Professional Photographers Association and given freely of their time. It also encourages those in membership, who are always willing to help, to continue to do so.

The Fellowship Degree is divided into three segments:  
 \*\*\* The Associate Fellowship (white ribbon) requires 30 points. This award can be given to Active, Associate, Life, or Sustaining members.  
 \*\*\* The Fellowship (black ribbon) requires 50 points. This award can be given to Active, Associate, Life, or Sustaining members.  
 \*\*\* The Grand Fellowship (red ribbon) requires 100 points. This award can be given to Active, Associate, Spouse, Life, or Sustaining members.  
 \*\*\* For every 25 points over the Grand Master Fellowship shall be issued gold bars.

The Fellowship Program was introduced by Past President Sam Hyden, M. Photog.

**PPO Fellowship Point Schedule**

Category:	Points:	Verified By:
Attending PPO Annual Convention.....	1	*List from Secretary
Attending PPO Seminar, or Day-long Program.....	1	*List from Secretary
Attending PPO School (2-3 days).....	1	*List from PPO School Committee
Attending PPO School (4-5 days).....	1	*List from PPO School Committee
Scoring 78 or 79 in PPO print competition (print points).....	1	*List from Print Committee Chairman
Scoring 80 or above in PPO print competition (print points).....	2	*List from Print Committee Chairman
Best Print in General or Masters competition (print points).....	1	*List from Print Committee Chairman
President PPO.....	4	*List of Officers
Executive Officers (Exexcept Pres) or Member of the Board of Directors.....	2	*List of Officers
Committee Chairman (PPO or SWPPA).....	1	Signature of officer responsible for committee
Committee Workers (PPO or SWPPA).....	1	Signature of Committee Chairman
Publications Editor (Magazine, Newsletter, or Web Editor).....	2	*List from Board of Directors
Published article in a PPO Publication.....	1	Signature of Editor or copy of magazine
Convention Chairman or Co-Chairman.....	2	Signature of President
Presenting a Program for PPO (four hours or less).....	1	Signature of PPO School Committee Chairman
Presenting a Program for PPO (5 to 8 hours).....	2	Signature of PPO School Committee Chairman
Teaching a 2-3 day class for PPO School.....	2	Signature of PPO School Committee Chairman
Teaching a 4-5 day class for PPO School.....	3	Signature of PPO School Committee Chairman
PPO representative to PPA (one per year) **.....	1	*List from Board of Directors
PPO representative to SWPPA (one per year) ***.....	1	*List from Board of Directors
Print Jury Foreman.....	1	Signature of Print Chairman
PPA Degree (You may use each degree one time).....	1	Copy PPA Certificate
PPA Certification (You may use once and once at 5-yr renewal).....	1	Copy PPA Certificate
PPA, API or ABI designation (You may use once).....	1	*List from PPA
Sponsor New PPO member (per new member).....	1	*List from Secretary
Participation in nilmdts (You may use one per year).....	1	*List from nilmdts organization

**Note: The Official Person in Charge is:**  
**Cary Garrison**  
 405-341-0734  
 cary@garrisonphotography.com

\*Fellowship Committee will acquire list from appropriate official.  
 Additional Categories may be added at any time by a majority vote of the Board of Directors.  
 \*\* Includes: Council, Exec. Office, Board of Directors, Chairperson, Committee Member, Certification Liaison.  
 \*\*\* Includes: Exec. Office, Board of Directors, Chairperson, Committee Member

# THE OKLAHOMA PHOTOGRAPHER

3026 S. Cincinnati Ave.  
Tulsa, OK 74114-5225

6 LOCATIONS.

40 YEARS OF BUSINESS.

1 GREAT CAMERA STORE.

Authorized Dealer

**Nikon** • **Canon** • **SONY**

**RØDE** • [pro]master • **GoPro** • **TAMRON** • **lowepro**  
**westcott** • **SIGMA**



## PRINTS & ENLARGEMENTS

At Bedfords, we offer some of the best printing services around for all your photo printing needs. We print with the highest archival quality inks and photo paper to last for years.



## CANVAS PRINTS

Transform your digital photos into works of art. Photo canvases make great gifts or home decor for any holiday, occasion, or event for those special people in your life.



## METAL PRINTS

Metal is a timeless and contemporary new way to display your photos, and it makes for a great conversation piece. Your photos are sublimated directly onto a sheet of brushed aluminum metal.

**OKLAHOMA CITY** • 3110 North May Avenue • (405) 943-1047

Find us online at [www.bedfords.com](http://www.bedfords.com)

**BEDFORD**  
CAMERA & VIDEO

also located in Rogers, Fayetteville, Fort Smith, Little Rock & North Little Rock.

CELEBRATING  
**40**  
YEARS  
1974  
2014