

SUMMER 2022

THE OKLAHOMA

# PHOTOGRAPHER

A MAGAZINE OF THE PROFESSIONAL PHOTOGRAPHERS OF OKLAHOMA

## Inside

---

### A Tribute

Saying Goodbye to Don Hayden

---

### See It Or Not?

We Don't All Think Alike

---

### PhotoExpand

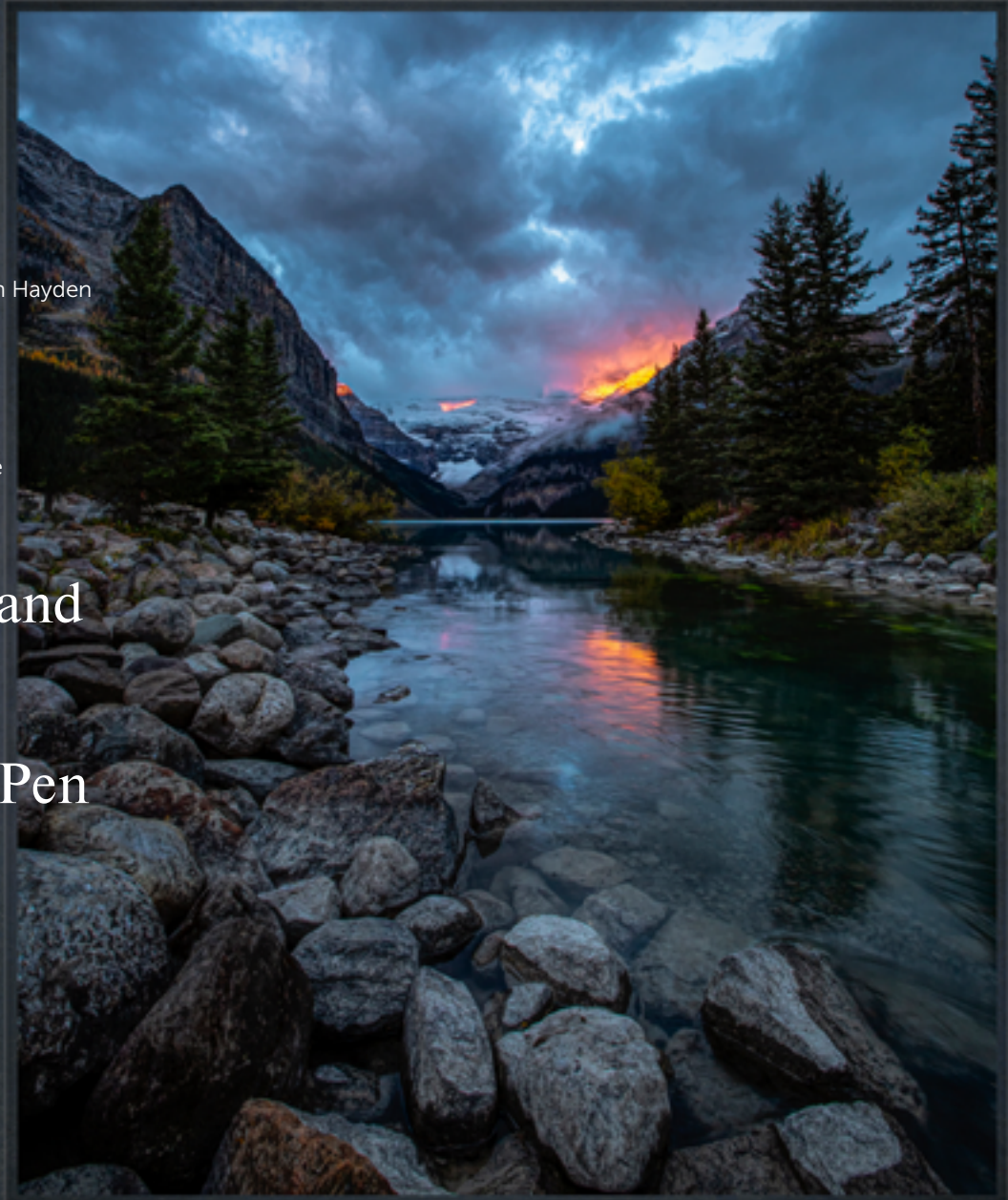
Info and Speakers

---

### Signature Pen

Signing your Art

---



Handcrafted Keepsakes | Archival Quality | Unrivaled Turnaround | Free Overnight Shipping

# Built For Professional Photographers

Miller's Professional Imaging has been the preferred lab of professional photographers since 1964.



©Richard Guerra

Tycho  
James  
*aquilar*






©Thomas Nguyen



**MILLER'S**  
PROFESSIONAL IMAGING

VISIT [MILLERSLAB.COM](http://MILLERSLAB.COM) TO LEARN MORE.



# CONTENTS

**02** - EDITOR'S NOTE

**03** - PRESIDENT'S MESSAGE  
A note from the 2022 PPOK  
President Johnny Holland

**04** - THE LOSS OF A FRIEND  
A Tribute to Don Hayden

**06** - PHOTO EXPAND  
REGISTRATION/SCHEDULE  
Hotel and event information

**08** - CURTIS SPRAGUE  
Anatomy of a Composite Portrait

**09** - KEVIN DOOLEY  
A Journey into the Wild

**10** - PETE REZAC  
A Day of Portrait Photography w/ Pete

**12** - THE SIGNATURE PEN  
An Article by Bay Photo

**14** - DO YOU SEE WHAT I SEE?  
An Article by Dawn Muncy

**17** - FELLOWSHIP AWARD

The Oklahoma Photographer Magazine - Volume 65, Issue 2

Elise Breeding, Editor - editor@ppok.org

Printed by Marathon Press (800) 228-0629

1500 Square Turn Blvd. Norfolk, NE 68701



The Oklahoma Photographer is a publication of Professional Photographers of Oklahoma, a 501c6 organization. Complete financial information and 990 forms are available to any member of our regional states by contacting Michael Scalf Sr, Executive Director at P.O. Box 1779, Blanchard, OK 73010

Blessed. Thankful.

As I sit here reflecting on the first half of this year, I'm overwhelmed with gratitude. So many things have happened this past year that made the way for me to endure rest in a time of chaos.

I was diagnosed with cancer November of 2021. I didn't share with very many people. I love my bubble. There is peace and calm in the bubble of people I rely on and share my life with. Very few people inside that "bubble" know many of the other people in that same space.

I have a hard time sharing things about myself on social media. Though it's a great way to share with ALL of your connections when there's something worth sharing; for me, it was also a space that opened up an avenue for a LOT of people to know my current trials. I feared it would open the door, though well intended, for a LOT of messages, care, concern, prayer asks and

updates... and that open door might swing too wide and burst my bubble of calm.

There was a handful of people in that bubble who are right here in PPOK, even before I told the board members (because they needed to know it may effect my editor duties), I had dear friends and fellow photographers who were in my corner whom I had told first.

Of all the people checking on me during surgeries, chemo, radiation and the ups and downs I endured the last 8 months, some of my PPOK family members were the friends who checked on me the most. And, update: after a final surgery this fall, I should be cancer free and on the mend!

We talk about family here in this organization a lot. You'll hear a lot of people talk about their "PPOK Family". Family is work. Family takes commitment. It doesn't happen after one event or convention. And like any family, there will be some people you just click with better than others. But having people in your corner and on your team and by your side, who are like minded and understand your trials and frustrations, and celebrate your victories in and outside of your profession, is the best kind of family to invest in.

Elise Breeding, M.Photog, CPP  
editor@ppok.org

# EDITOR'S NOTE



## *On the Cover.....*

*Fire and Ice*

by Mandy Corbell



# PRESIDENT'S MESSAGE

## *Johnny Holland 2022 PPOK President*

Whew! What a Summer! As I sit here writing this article the temps in our great state have been Hot! Hot! Hot! 100's across the board! However, by the time this magazine gets to you I'm sure things will have cooled down a bit with the beautiful Fall colors just around the corner.

It's always nice to know that if we just hang in there things normally tend to get better. And speaking of Fall and things getting better, our PPOK Fall Seminar is just around the corner. #awesomesegway

I really can't believe how fast time flies. It seems our time together at Convention in OKC was just the other day. I hope everyone is ready for an awesome Photo Expand Seminar in Tulsa. We have a great line-up of speakers and get-togethers planned. I think it will be something you really won't want to miss.

To start things off, for those in town on Friday night, we would love for you to join us for dinner and some good times (see schedule).

We kick off Saturday with our very own Curtis Sprague and the "Anatomy of a Composite Portrait". If you want to up your game, you definitely don't want to miss this one. After Lunch we meet back and join the amazing Kevin Dooley as he shares "A Journey Into the Wild/Living a Creative and Rewarding Life". I am sooo looking forward to this one for sure. As the day turns to night let the party begin and bust out the glow sticks.

Not only will this be an awesome time to kick back with friends, but we also have

a raffle going on. "More prints?" you say, Nope, not this time. This time we will be raffling off Photographers.

Imagine getting to spend the day, ask questions, and learn from some of the best in the biz in a wide variety of genres. And the cool thing is, anyone can win for the price of a ticket. This is going to be fun... bring your wallets. Sunday will be quite the treat as Pete Rezac from Reno, NV shares his vast knowledge of portraits in "A Day of Portrait Photography with Pete" He will be with us in the morning as well as after lunch, a truly inspiring day.

I'm truly looking forward to seeing everyone again this Fall. But I want to close out my message with this final thought. Life is short and time waits for no one. With the loss of our dear friend Don Hayden, it reminds me that no matter how young or old we are, things can unexpectedly be flipped upside down in our lives at any time with the loss of a loved one or even our own life.

Patience is important but remember to not let life pass you by (because it will), be passionate about the things you love, don't be scared to try new things and forever hold tight to the ones you love. We will miss you Don.

God bless,  
And see you all soon,

Johnny Holland, M.Photog. Cr., CPP  
PPOK President – 2022



# PPOK Loses A Great Friend

Our friend, Don Hayden, a long time member and Past President of the Professional Photographers of Oklahoma passed away on July 10th. Don was a quiet man and friend to anyone who needed one.

If you were ever blessed with a conversation with Don, you would soon learn a few things about him. Aside from being a fellow photographer, he was also a journalist, past *Oklahoma Photographer* magazine editor, and served in the US Navy.


Don and his wife Jayne, would have celebrated their 55th wedding anniversary in August. Don loved doing whatever it was he was doing. Whether that was portraiture, journalism, magazine design and layout. He was all in. He loved life.

Don owned Imagery by Hayden, his portrait studio in Tulsa, OK from 1982-2005 where he specialized in weddings and portraits, as well as processing and printing his own black and white film. He and long time friend Ted Lane shared a studio space for over 20 years, and both agree it was one of the best decisions for their careers. With one shared calendar, they booked clients and reserved the studio, and shared the overhead expenses of the space.

He was the News Editor or Photo Editor for several newspapers including *The Tulsa Tribune*, *Sand Springs Leader*, and *Tulsa County News*. He also served as editor of the *Southwestern Image*, a magazine published for the Southwest Professional Photographers Association from 2005-2017.

He served as editor of this magazine, *The*

*Oklahoma Photographer*, from 1989 thru 1997 and again from 2012- 2017. We believe he may have held that position for the longest of any editor for the PPOK magazine. He earned his Photographic Craftsman degree from the Professional Photographers of America in 1998, was president of both PPOK in 1999 and Indian Nations Professional Photographers Association in 1990.



Prior to his photographic career, Don served in the US Navy from 1960-1964. He served aboard the USS Allan N Sumner, a destroyer vessel.

As a long time member and friend of both INPPA and PPOK, he will be missed by so many Oklahoma photographers.

As of this magazine publication date, a memorial service has been planned for Don on September 30th, 2022, 10am at Moore South Lawn Chapel, 9350 E 51st Street, Tulsa. A military service will follow at 2:30pm at Ft Gibson National cemetery.

Don, we will forever remember your quick wit, sense of humor and love for the photography industry.

You see a masterpiece through your lens.



We help you visualize more profit.

Our new **Wall Previews** feature is a powerful sales tool that allows you to upload an image of any space to use as the backdrop for your **Custom Arrangements**. If they love it (*which they will*), easily order your arrangement with a click.

**25% Off Your First Order** | [bayphoto.com/order](http://bayphoto.com/order)



# 2022 PHOTO EXPAND

## Fall Seminar Event Registration

Professional Photographers of Oklahoma Sept. 24-25, 2022

**3 ways  
to  
register**

- 1) on-line at [www.photoxok.org](http://www.photoxok.org) by midnight Sept 22nd
- 2) Mail this form to: Michael Scalf Sr, P.O.Box 1779 Blanchard OK 73010 postmarked by Sept 15th
- 3) At the door (Options 1 or 2 saves you \$\$\$)

First Name: \_\_\_\_\_ Last Name: \_\_\_\_\_

Name of Business: \_\_\_\_\_

Business Address: \_\_\_\_\_

City: \_\_\_\_\_ State: \_\_\_\_\_ Zip: \_\_\_\_\_

Cell Phone: \_\_\_\_\_ Bus Phone: \_\_\_\_\_

E-Mail: \_\_\_\_\_

\$139.00 Full Registration, Non- member .....	\$ _____
\$ 99.00 PPOK Member Early Full Registration .....	\$ _____
\$ 110.00 PPOK Member Onsite Registration .....	\$ _____
\$ 20.00 Social Only .....	\$ _____
\$ 75.00 One Day Only ___ Sat ___ Sun .....	\$ _____
\$ 95.00 One Day (non-member) ___ Sat ___ Sun .....	\$ _____
\$ 10.00 Past Presidents Luncheon .....	\$ _____
Total Amount Included With This Registration .....	\$ _____

Check made out to PPOK enclosed -or- Bill my card

Card number \_\_\_\_\_

Expires \_\_\_\_\_ CVV# \_\_\_\_\_ Billing Zip \_\_\_\_\_

Got Questions? Call or Text 405-485-4456  
or email [michael.scalf@ppok.org](mailto:michael.scalf@ppok.org)

# QUESTIONS?

# HOTEL

The Courtyard by Marriott, 9041 E 71st Street, Tulsa OK.  
Reserve your room at (918) 944-4500 to get your discounted room rate of \$99. Just mention PPOK



# 2022 PHOTO **EXPAND**

## Fall Seminar

September

24-25

The Professional Photographers of Oklahoma (PPOK) offers you the opportunity to learn from some of the most talented professionals in the photography profession in our state and from around the country. We learn and share the newest in technology, creative excellence and business strengths while developing long lasting friendships. PPOK's annual fall seminar is back, we'll be in Tulsa this year! This is our most intimate event of the year and one you will not want to miss! Along with a great lineup of programs, we also be hosting a raffle. You can win a day with an incredible mentor for only the price of a raffle ticket! Several local photographers are volunteering their time for you! The whole event will be a great opportunity for fellowship, education and networking with other pros from around the state. We hope to see you there!

## 2022 PhotoExpand Schedule

### Friday – Sept 23, 2022

7:00p *Group Dinner and Social (TBD- check our social media)* Location TBD

### Saturday – Sept 24, 2022

8:00a - 11:30a	Registration	Lobby
9:30a - Noon	<b>Curtis Sprague</b> <i>Anatomy of a Composite Portrait</i>	Meeting Room
Noon - 1:30p	Lunch on your own or with a group	
Noon - 1:30p	Past President Luncheon Meeting	Hotel
1:00p – 4:00p	Registration Open	Lobby
1:30p – 4:30p	<b>Kevin Dooley (Spnsr'd by ACI)</b> <i>A Journey Into the Wild</i>	Meeting Room
4:30p - 4:45p	General Business Meeting	Meeting Room
4:45p – 7:00p	Dinner on your own or with a group	
7:00p - ?????	<b>Evening Dessert Social, Drinks, and Mentor Raffle</b> <i>Check our social media for the names of photographers who have generously volunteered their time to be raffled</i>	Meeting Room

### Sunday – Sept 25, 2022

7:30a - 8:30a	Board Meeting	Hotel
8:30a - 11:00a	Registration Open	Lobby
9:00a - 11:30a	<b>Pete Rezac (Spnsr'd by Bay Photo)</b> <i>A Day of Portrait Photography with Pete</i>	Salon B & C
11:30a - 1:00p	Lunch on your own or with a group	
1:00p - 4:00p	<b>Pete Rezac (continued)</b> <i>Have a Safe Trip home!</i>	Meeting Room





# Anatomy of a Composite Portrait

*Curtis Sprague* Broken Arrow, OK

2022 EXPAND speaker

Join us while Curtis Sprague gives us a tour of an image from concept to finished image. We will begin this program with an abbreviated studio session with an authentic looking Oklahoma cowboy who will be photographed in front of a gray seamless paper background.

Once a suitable portrait has been obtained, Curtis will take that image through his composite workflow into Lightroom for global adjustments and through Photoshop to a finished portrait, showcasing the anatomy of the workflow from studio to finished portrait for a composited image.

Curtis is a veteran and retired from the Federal Air Marshal Service after a full career in law enforcement. He has now stepped



out from behind the badge and is an award-winning portrait artist with a quaint studio located in the bustling Rose District of Broken Arrow, Oklahoma. He is an active member of Professional Photographers of America, sits on the board of Professional Photographers of Oklahoma and is the 2021 President of Indian Nation Professional Photographers Association.

His photography awards include 2019 INPPA Photographer of the Year, 2021 PPOK Co-Photographer of the Year, and 2022 PPOK Photographer of the Year.





# A Journey Into the Wild

## Living a Creative and Rewarding Life

2022 EXPAND speaker

*Kevin Dooley* Placitas, NM

Join Kevin Dooley and venture into the wild places where ideas and thoughts are shared on how to keep your creativity healthy and flowing.



Learn to use the natural world to find, discover, and enjoy your pathway to living

a creative and rewarding life. Journey to the places where photography becomes a passion of feeling, loving life, and truly experiencing the art of being your best.

Let your photography take you to places where self-discovery and personal gains will find the images and the feelings that will dig down deep and inspire you to love and expand your creativity. Ideas will be shared on how to clear your mind and make space for creativity, happiness, self-discovery, and a pathway to expanding creativity in the everyday activities of life.

Kevin Dooley is an award-winning Wildlife and Wedding Photographer who grew up in Placitas, New Mexico. At the age of 18, he enlisted into the Navy



and served on an aircraft carrier. After he completed his service he returned to New Mexico and opened his own photography studio in Albuquerque which is still running 39 years later.

His passion for wildlife photography and Africa, led him to his safari adventures and he eventually opened Idube Photo Safaris.

Kevin teaches wildlife and portrait photography workshops on both tours and speaking engagements. He is the author of *Wild Faces in Wild Places*, a photographic journey into the stories and inspirations of wildlife photography. Join Kevin on this amazing adventure and experience both the art of photography and the inspirations of being in nature.

We are truly blessed as photographers, we see, we feel, we discover and we build images of our very interpretation of life.

*Kevin Dooley is sponsored by ACI*



# A Day of Portrait Photography with Pete

*Pete Rezac* Reno, NV

2022 EXPAND speaker



You love portraits - perhaps even have a bias towards black and white like me! Yet something just seems to be missing. Are the props right? Are the subjects right? Is the environment right? Well it could be that all of those are right, but you still aren't getting the results you want.

Well it could be your approach needs a new perspective!

I can help you secure the confidence to make your portrait work sing showing you the approach I take. I use the 12 elements of merit image, not just for Image Competition, but for every day work in a manner and order that makes sense for me.

Hopefully this approach will arm you with success for the every day client! Showing you how I think about a story, figuring out an environment that supports the story, and finally adding the best ingredient - Light with character and personality!



Best of all we'll collaboratively work on this together using this approach to make a picture(s) throughout the program.



This won't be a sit in your seat and watch powerpoint slides day (though there will be some of that for those who love powerpoint!)

It will be a demonstration on the fly of my thought process, how I interact with subjects, and lighting - quantity, quality, and directions that I love to use for my work. I mean what could go wrong with live demos! Probably about everything, but that's the best part adapting and making it happen!

I'll most likely be focused on black and white, but you can use everything I'll share with you in a color world too!



If you have an interesting hobby (outside of photography) and you don't mind being a subject to be photographed, bring a prop with you (with in reason) and maybe we'll make a portrait of you with it, or a portrait of everyone who brings something - or possibly everyone gets a portrait!

Bring questions, because that's the best part of in person education. Your questions will also help me learn too! I promise to make this a loose and informative class, so be ready to have some fun too!

See you in September!



Pete Rezac, a portrait photographer based in Reno, Nevada, still chooses to work with medium and large format cameras and film in creating his fine art portraiture because of the tactile process it provides him in creating his work, along with the rich tones and high fidelity of the photographs that come from these tools.

Seeking an authentic look to his children character portraits, Pete was inspired to create timeless portraits showing children at their best. This work has earned him numerous accolades from the photographic community.

Pete has been featured in *Professional Photographer* magazine for his Children's Character Portraits, Charitable Marketing, and being a Certified Professional Photographer. He has taught both pre-convention and platform demonstration programs at Imaging USA in 2018, 2019, 2021 and 2022.

Pete was awarded the PPA National Award from the Professional Photographers of California in 2020, and he holds the Master of Photography, Photographic Craftsman, and Certified Professional Photographer degrees from the Professional Photographers of America.

He is an active educator teaching and mentoring other professional photographers throughout the United States. Pete also proudly serves on the Board of Directors for the Professional Photographers of America, and is an approved IPC Juror. He is a past President and Chairman of the Board for the Professional Photographers of California.



*Pete Rezac is sponsored by Bay Photo*





# 6 Benefits of the Signature Pen

## Why Virtual Signing is Valuable for Fine Art Photography

Before we dive into the benefits of the Signature Pen, let's quickly think back to the origins of the artist's signature in the first place.

Although artists and makers have put their mark on their creations since the dawn of time, signed artwork really became more popular after the Renaissance Era. During this period, the individuality behind art was encouraged and celebrated, and that led artists to seek a way of ensuring they received credit where credit was undoubtedly due.

Fast forward to today, and we still see the value that collectors place on a signed piece of art, especially as part of their own curated collection.

Let's explore how the revolutionary Signature Pen can bring value to your work while automating this process.

### Evidence of Authorship

When you use our Signature Pen service to virtually sign the front or back of your MetalPrints, Canvas Wraps and Epic Prints, your images are not only preserved in print form, but their integrity is upheld as authenticated works of art, uniquely created by YOU, to be recognized and appreciated by the buyer and fellow viewers for years to come. Your photography is your vision, and that magical manifestation deserves to be acknowledged with the final presentation.

### Added Creative Expression

Whether you view it as adding your mark, your claim, your identity, or your stamp of approval to your photographs, the Signature Pen is a tool for further creative expression than the image alone. Calligraphy is an artform of its



own for good reason, and with 4 colors to choose from (Black, Gold, Silver and Bronze), you can choose the look that will best complement each image. Your image, your autograph, your style.

### **Increased Perceived Value**

In the photography community, we always promote the importance of tangible print vs. digital files. This is because of the value we know they bring to our clients' lives and living spaces rather than sitting on hard drives only to be forever forgotten as pixels in the digital abyss. When you take your printed artwork a step further with the Signature Pen, collectors and buyers will see added value that you can also market as an upsell. Some fine art photographers even choose to upload a unique signature file for each piece of a limited edition run, so that the number can be included on the face of the print itself.

### **Ensured Image Credit**

In today's infinite media era, we often see social media posts grow so viral so quickly that viewers might question the original author due to lack of photo credit. In the photography industry, images are often judged, admired and rewarded at conventions or through member organizations, where the title of the piece as well as the photographer's name are viewed in tandem with the print. The Signature Pen allows for the permanent association of your name as the creator, with the printed piece itself. Your signature can be viewed as a well-deserved accolade as well as a rightful claim to the piece and the story it tells.

### **Inherent Marketing**

Photographers on one hand and art collectors on another might display their bodies of work in ways that promote gallery gatherings and receptions in celebration of fine art. When your work is presented with a signature, why shouldn't that pop up as part of the conversation too? You never know whose interest might be piqued upon seeing an autographed work of art, and through word-of-mouth marketing, you could even see new commissions and even collectors, resulting in increased business.

### **Effortless for You!**

Let's now address the elephant in the room. Although a signature can authenticate a print, is it cheating by using an automated digital service like the Signature Pen? It's a subjective decision, but there's no question that the Signature Pen is a powerful tool that gives photographers access to sign their prints without paying extra shipping costs to sign them in person. This is the perfect solution for artists who prefer to "physically" sign their work, and have us drop ship directly to their clients. Hot Tip: Add a Gift Note as a Certificate of Authenticity, or personalized message as a special touch with each delivery.





# Do You See What I See?

*Dawn Muncy* M.Photog., M.Artist., Cr., CPP



*Illustration: Sophie Wolfson for the Guardian*

My whole life I've known that my mind and my imagination work differently than most other people. I've always been very "visual" in that if you describe something to me I see it in my head. Vividly!

Over the years some of my friends have learned how to use this to their advantage. For example, I hate feet! Baby feet are fine but as soon as they hit the floor it's a no go. Put some shoes on! One of my good friends takes great delight in describing any encounter with feet because he knows I get a 4k video in my head with every possible detail. So yes, I'm definitely visual and I know not everyone is like me.

But I have recently learned that there are actually people that are the complete opposite of me. I first heard of this a few months ago when judging with Chris Wooley of Heads and Tails Photography in Spokane, Wa. Chris said he has Aphantasia, the inability to voluntarily create mental images in one's own mind.

After that conversation I started doing some research on my own because I had never

heard of such a thing and can't really even fathom that scenario. This led to a series of discussions with many of my friends and family members including our own Bob Ainsworth. Bob has Aphantasia as well.

If you've been in PPOK for a while you know that Bob and I have been friends for many years. We've collaborated on projects and had countless conversations about photography, art, creativity, our families, our backgrounds etc just like I've had with many of you. And yet I never would have guessed that if someone were to ask Bob to close his eyes and imagine an apple on a kitchen table next to a window, he just gets a black screen. No pictures.

We also experience memories very differently. I have detailed color videos in my head where Bob knows the facts of the events that he participated in or witnessed but does not have a visual reference in his mind's eye. Bob also enjoys audio books while driving for work. But when I listen to audio books my mind's eye plays a movie of what I hear and I might drive 10 miles or more and not remember what I passed or how long I've been in the world I'm mentally creating from what I hear.

Our conversations led to me doing even more research because, to me, this is fascinating. It turns out that what I have is Hyperphantasia, the condition of having extremely vivid mental imagery. Both Aphantasia and Hyperphantasia are rare. Many of the studies are fairly new and



articles vary a bit in the percentages but generally speaking, about 3% of the population is Aphantasiac and around 2.5% are Hyperphantasic. Most people fall somewhere in between.

So why should you care? Let me ask you this, have you ever had one of those clients that has to see 10 versions of a senior announcement before they will sign off on the design? Have you ever sat in a senior consultation and visualized everything you wanted to do in a session just from talking to your client for a few minutes but they seem a bit skeptical of your vision? Knowing that your client does not “see” what you “see” can make a huge impact on how you communicate with them.

Now that I know that one of my most frustrating clients is not actually nit picky but is instead unable to translate what I’m saying into a picture in her mind, I am much more patient with her. And now I know why some people look at me like I just stepped off an alien spacecraft when I say, “If I could just print what I see in my head you could pay me and we could all go home.”

But let’s take it further. This is exactly why you should be doing in-person sales with some sort of room view tool. And why you must put samples in their hands and on your sales room walls. This is a huge revelation for me. I’ve done in-person sales and room view for years but I did not truly understand just how much or how little visualization people are capable of until I started reading up on these two conditions.

It turns out I’m a vastly different “seer” than my husband Doug, who worked with me in the studio for 15 years. I knew he wasn’t as visual as I am but I have only recently learned that he often visualizes in a map

view. Sort of an overhead perspective, like diagrams. So if you were to describe to both of us what your house looks like as if we were walking through it, I would visualize myself walking around in a 3d, full scale model of your home but Doug would see a blueprint. It’s still your house. Both are likely very accurate. But they are very different visual experiences. How different might our business be today if we had known that 15 years ago?

While Doug worked in the studio he did the majority of the sales appointments. For him, room view was a way to express his vision to the client. In other words, his process did not include him trying to explain what he visualizes for the end result because he doesn’t see it in his head but he knows what looks good when he sees it. So he would change out images until he finds the best combination. But for me room view is how I translate my vision for their space so they don’t have to try to imagine it. We both have the same end goal in mind when we go into the sales room. We just use room view as two different routes to get to the same destination.



*Illustration: Sophie Wolfson for the Guardian*

There are other aspects of human interaction that now make much more sense to me as well. I have a hard time letting go of things where Doug is able to more easily move on. When someone hurts my feelings

*Continued, page 14*

*Cont'd* patience with one another that we are actually still married!

I relive those words and actions on instant replay over and over but Doug doesn't have that video loop. For him, something may have hurt his feelings in that moment but that moment is done and he doesn't watch it like an NFL referee from every angle, forward and backward multiple times. He analyzes, adjusts and goes on to whatever is next.

He also doesn't visualize color changes or color schemes well in his mind's eye. We have lived in our home for 28 years and each time I say I want to change the paint color in the living room he looks at me skeptically and just says he trusts me because he can't imagine the room in a different color. Any type of organizing works differently for us as well. My method of finding a screwdriver is to see in my head the last place I saw it in front of me and go to that place. The top section of the toolbox. But Doug finds it because he knows the screwdriver belongs in the top section of his tool box and he knows he put it there. He doesn't rely on the picture in his head to know where something is located he relies on the process he has put in place to find things.

When you stop to think about all of the inter workings of a business you can see how our two methods could clash even though we are working towards the same end result. It's fascinating and somewhat alarming all at the same time to know that nearly everything we experience together we view, explain and act on quite differently. It's a testament to our

Both conditions have their own positives and negatives and most people have gone their whole lives not knowing they experience visualization differently than anyone else.

The big take aways for me have been that I need to learn to recognize when someone is being difficult versus simply not processing the information the same way I do. I need to learn to articulate or demonstrate my thoughts more effectively to less visual people. And that my business relies on in person sales, room view and lots of samples in order for me to provide an excellent customer service experience regardless of who leads the sales appointment.

If you find this as fascinating as I do you can learn more about it at [aphantasia.com](http://aphantasia.com). They even have a short quiz you can take to gauge roughly where you fall on the scale. There are also a number of other interesting articles and YouTube videos on the subject. A quick google search will get you started.

By far the most interesting research I've done has been asking my friends and family what they see or don't see. Try it. You'll be amazed.

*Illustration: <https://www.resetera.com/>*


### Aphantasia explained: "Think about an apple"

Note: these are only examples, everyone's thinking varies. The key point of aphantasia is that imagery ("thinking in images") is never present



# Fellowship Form

Fill out the form annually to help us celebrate and acknowledge all you've helped us do, and all you've done for PPOK!

	Name:	Date Submitted:	
PPOK Fellowship Points for the year of _____		Points	Claimed
Paid PPOK Membership		1	
Enter PPOK Open Print Competition		3	
Enter PPOK Artist Print Competition		3	
Each Entry Receiving 80 or Above		1 ea	
Publish Article in PPOK Magazine		2	
Present a Less than 2 Hour Program at PPOK		2	
Present a 2 Hour or More Program at PPOK		3	
PPOK Convention Chairman		2	
PPOK Committee Chair or Worker		1	
PPOK Print Room Worker		1	
PPOK President		6	
PPOK Executive Council		3	
PPOK Board of Director Member		2	
Paid PPA Membership - PPA #		1	
Receive PPOK National Award - DATE:		8	
Achieve PPA Masters Degree - DATE:		10	
Achieve PPA Craftsman Degree - DATE:		5	
Achieve PPA Master Artist Degree - DATE:		10	
Attend PPA Annual Affiliate Leadership Meeting - DATE:		1	
Achieve CPP Certification - DATE:		5	
CPP Re-certification (each time) - DATE:		5	
Attend any PPOK Function - EVENT(s):		1 ea	
Sponsor New PPOK Member - NAME:		1 ea	
Participation in N.I.L.M.D.T.S.		1	
Paid Member of Oklahoma Local Guild [ INPPA or MPPA ]		1	
		Total	

Notes:

# THE OKLAHOMA PHOTOGRAPHER

P.O. BOX 1779

BLANCHARD, OK 73010

## *bella* ART PRINTS®

BEAUTIFUL PAPER, BEAUTIFUL PHOTOS, BEAUTIFUL ART



You make the memories, we'll make the prints  
Together they will last a lifetime

Bella art prints are produced using rich, archival, liquid-based inks and acid-free paper. These prints are created to last for 200 plus years with less than 8% color fade. Cherished family photos will be around for generations to come.

GET 10 COMPLIMENTARY TEST PRINTS ON ANY OF OUR UNIQUE PAPERS.

[www.BellaArtPrints.com](http://www.BellaArtPrints.com)