

SUMMER 2021

THE OKLAHOMA

PHOTOGRAPHER

A MAGAZINE OF THE PROFESSIONAL PHOTOGRAPHERS OF OKLAHOMA

Inside

Presidential Note

A letter from PPOK President

Program Highlights

A look at our guest speakers

Landscape Artwork

Attendees share their favorite
images

New Venue New Town

Great programming, new
location



Vivian
AND
James

24 MAY 2021

WEST HUDSON, NEW YORK

New! Custom
DEBOSSING

At Miller's Professional Imaging, we believe custom and handmade is always best. From custom debossed covers to ultra-thick pages, honor every unique detail of your client's story with the award-winning Miller's Signature Album.

VISIT MILLERSLAB.COM TO LEARN MORE.



CONTENTS

- 02** - EDITOR'S NOTE
Ready to see you again!
- 03** - PRESIDENT'S MESSAGE
A note from the 2021 PPOK President Dawn Muncy
- A LOOK AT OUR SPEAKERS
- 07** - MARY FISK-TAYLOR
Be More Successful
- 08** - ELIZABETH HOMAN
Dancers and Destinations
- 09** - SCOTT DETWEILER
Capture One Workflow
- 10** - TONY CORBELL
The Power of the Self Assignment
- 11** - MANDY LYNN CORBELL
Faster Retouching
- 12** - RANDY TAYLOR
Painting with Light
- 13** - MEMBER SPOTLIGHT
Attendees share their images from the workshop in the Wichita Mountains
- 14** - IT DID NOT DISAPPOINT
A look at the city of Enid
- 17** - FELLOWSHIP PROGRAM
Celebrating our Members

The Oklahoma Photographer Magazine - Volume 64, Issue 3
Elise Breeding, Editor - editor@appok.org - 405.673.3686



Printed by Marathon Press (800) 228-0629
1500 Square Turn Blvd. Norfolk, NE 68701

The Oklahoma Photographer is a publication of Professional Photographers of Oklahoma, a 501c6 organization. Complete financial information and 990 forms are available to any member of our regional states by contacting Michael Scalf Sr, Executive Director at P.O. Box 1779, Blanchard, OK 73010

I think you'll notice a resounding theme in this issue: We are so excited to see you in person! The June landscape photography workshop was good for my soul to see so many of my PPOK family, but September will be the whipped cream on the pie!

This issue is all about our upcoming event in Enid. We have been holding our annual events in Oklahoma City or Tulsa for several years! (With an occasional scoot down to the Lawton area, but even that's been a while). It's hard to find convention locations with meeting rooms and hotel space close to each other...and OKC and Tulsa have metropolis areas where the majority of our members reside. It has just made sense.

However, when Dawn mentioned the city of Enid was creating a convention and hotel space, I was so excited for the opportunity

EDITORS NOTE

On the Cover.....



Judy is known for her newborn portraits, so it is such a sweet stunning surprise to see her expand into another genre and deliver such a lovely image of a dancer.

Beautiful Grace-
Judy Bukowski, CPP



to try something new! I think a change of scenery is exactly what we need after 18 months of zoom calls and virtual seminars. The whole convention truly does look to be a great opportunity to learn, reconnect, meet more photographers, and celebrate each other's achievements at the awards banquet.

I joined PPOK in my early 20s in 2002, and I continuously leave seminars and conventions with more knowledge than I arrived with, as well as something I know I can immediately implement into my business.

My grandfather and father were both photographers. I have a rich history in photography. A history that I covet. A history that defines me. A history of which I am very proud. My heritage has given me baby steps in my career, but PPOK has helped me cross rivers.

I really hope you'll join us in Enid next month.

Elise Breeding, M.Photog., CPP
Editor, *The Oklahoma Photographer*
editor@appok.org

PRESIDENT'S MESSAGE

Dawn Muncy
2021 PPOK President



It's hard to believe that we are rounding the corner into the last quarter of the year. There were times when I felt like time was standing still and things might never get back to "normal" again. Then there are times like now when I wonder what happened to the last several months. This year has not been without its struggles for sure but I've been inspired by so many of you who have taken these difficult situations and turned them into a catalyst for your creativity and productivity.

It's also exciting to see how our vendors jumped right in to provide solutions to a problem no one ever expected.

Our June workshop with Jeff Johnson was such a fun adventure! Not only did we explore the Wichita Wildlife refuge and learn Jeff's tips and tricks for beautiful landscapes, we also had a blast the night before playing with his favorite mobile phone apps and just sitting around talking with old friends and making new ones.

I have missed you all soooooo much! I'm a people person and the past year had really started to take a toll on me. I can't tell you how much better I felt after spending time with friends and finally getting to enjoy some in person learning. As our fall seminar approaches I find myself almost giddy when I think about seeing all

of your faces and, if you'll allow me, hugging your necks! My daughter is not a hugger so I won't force that on you but if you are a hugger, get ready!

I am also really excited to have you in our little city. I have a lot of pride in little ol' Enid America and I can't wait for you to experience some of the things I enjoy most. The City of Enid, The Visit Enid Center, Main Street Enid, the Best Western Glo Hotel and the Stride Event Center have all gone above and beyond to make our group feel welcome and to show us some of that Enid Hospitality I've been bragging about for years. And by all means, please bring your family! Leonardo's on Friday night will be fun for all ages and while we settle in to learn from some of the very best in the business, your families can explore the many activities and attractions Enid has to offer.

We have a brand new amazing skate park, and a Railroad Museum with a steam engine

Continued, Page 4

President's Message, cont'd

and a dining car. We have a park with paddle boats, a baseball stadium that is the envy of cities twice our size, local live theatre, public art, lots of live music, ax throwing, electric scooters, tons of local boutiques, food, food and more food!

Ok you get the idea: **Enid is awesome!**

One of the things on our fall seminar agenda is a self guided public art scavenger hunt! Our downtown area has quite a few murals and public art installations. Maps will be provided and a discount coupon for your first ride on a "Bird" (electric scooter) will be available as well so you can hop on a Bird and explore Enid. At each public art installation you'll take a photo or a selfie and post to social media with the provided hashtags. There will be some great prizes to reward your scavenger skills so be sure to *get here Friday* and enjoy a little Enid fun.

With about 13 restaurants within walking distance of the hotel, there are plenty of options; you won't go hungry!

But wait, there's more!



We have a fantastic speaker line up on a variety of topics so no matter what your genre you are going to get more than your money's worth. Don't forget to bring your wallet because we'll have the fundraiser raffle again this year where you can score some amazing images created by our own Oklahoma members. So don't miss your chance to own some beautiful art for your home or your inspiration wall.

Even though our year is winding down, we are still working behind the scenes on a few more things to help you grow your craft and your business so don't think this is all that's left. Now that we can get out and see each other I want to take advantage of that as much as possible, so keep an eye on the website and facebook page for those announcements as soon as we have locked up the details.

I think I've babbled enough for one magazine so I'll leave you to read the rest. I do hope you'll join us in celebrating what we all love so much. I can't wait to see you!

Joyfully,
Dawn Muncy M.Photog., M.Artist., Cr., CPP

2021 PHOTO EXPOSITION

Annual Convention

Sept. 17-19

Are you ready??? Professional Photographers of Oklahomas Annual convention is finally in person again! Our President, Dawn Muncy has arranged some incredible talent to both educate and inspire us; we have our annual awards banquet presenting the awards from our spring virtual image competition; plus an all new location you have to see! The brand new Glo hotel and newly renovated Stride Convention Center are ready for guests. This is our biggest event of the year and one you will not want to miss! The programs and social gatherings are prime opportunities for fellowship and networking with other pros from around the state. We hope to see you there!

2021 PhotoExposition Schedule

Friday - September 17, 2021

| | | |
|---------------------|---|-------------------|
| 3:30 PM - 7:30 PM | Registration Open | Glo Hotel lobby |
| 4:00 PM - 8:00 PM | Enid Public Art Self-Guided Scavenger Hunt | city map provided |
| 8:00 PM - 9:30 PM | Registration Open | at Leonardos |
| 8:00 PM - 10:00 PM | Activities & attractions w/ hors d'oeuvres & Cash Bar | at Leonardos |
| | Sponsored by Visit Enid CVB | |
| 10:00 PM - Midnight | Social Mixer w/cash bar | Glo Hotel Lobby |

Saturday - September 18, 2021

| | | |
|--------------------|--|-------------------------|
| 7:30 AM - Noon | Registration Open | Ballroom Lobby |
| 8:30 AM - 11:30 AM | Elizabeth Homan | Nick Benson Jr Ballroom |
| 11:30 AM - 1:00 PM | Lunch on your own | |
| 11:30 AM - 1:00 PM | Past Presidents Lunch Meeting | Stride Center Boardroom |
| 12:30 PM - 5:00 PM | Registration Open | Ballroom Lobby |
| 1:00 PM - 3:00 PM | Mary Fisk Taylor (Sponsored in part by PPA) | Nick Benson Jr Ballroom |
| 3:00 PM - 3:15 PM | Annual Membership Business Meeting (all attend) | Nick Benson Jr Ballroom |
| 3:30 PM - 5:30 PM | Mandy Corbell | Nick Benson Jr Ballroom |
| 6:30 PM - 7:00 PM | Pre-Banquet Social | Ballroom Lobby |
| Noon - 9:00 PM | Image Auction Ticket Sales & Silent Auction Open | |
| 6:30 PM - 9:00 PM | Cash Bar Open | Ballroom Lobby |
| 7:00 PM - 10:00 PM | Awards Banquet, Presentations & Auction Winners | Nick Benson Jr Ballroom |
| 10:00 PM - ????? | Presidents Hospitality | Glo Hotel Lobby |

Sunday - September 19, 2021

| | | |
|-------------------|----------------------------------|-------------------------|
| 7:30 AM - Noon | Registration Open | Ballroom Lobby |
| 8:00 AM - Noon | Scott Detweiler | Nick Benson Jr Ballroom |
| Noon - 1:30 PM | Lunch on your own | |
| Noon - 1:30 PM | Board of Directors lunch meeting | Stride Center Boardroom |
| 1:30 PM - 3:00 PM | Tony Corbell | Nick Benson Jr Ballroom |
| 3:15 PM - 4:45 PM | Randy Taylor | Nick Benson Jr Ballroom |
| | <i>Have a safe trip home!</i> | |

2021 PHOTO EXPOSITION

and Annual Awards Banquet

Convention Event Registration

*ways to
register*

Professional Photographers of Oklahoma Sept. 17-19, 2021

- 1) on-line at www.photoxok.org
- 2) Mail this form to: Michael Scalf Sr, P.O.Box 1779 Blanchard OK 73010 postmarked by August 30th
- 3) At the door (Options 1 or 2 saves you \$\$\$)

First Name: _____ Last Name: _____

Name of Business: _____

Business Address: _____

City: _____ State: _____ Zip: _____

Cell Phone: _____ Bus Phone: _____

E-Mail: _____

\$175.00 Regular Price Full Registration \$ _____

\$ 115.00 One Day ___ Fri ___ Sat ___ Sun (\$125 after Sept 15th)..... \$ _____

PPOK Member Benefit:

\$ 130.00 **Best Value** Member Early Full Registration + Banquet \$ _____

\$ 115.00 Member Early Full Registration \$ _____

\$129.00 Member Full Registration (After Midnight Sept 15th) \$ _____

\$ 99.00 One Day (Member Dscnt) ___ Fri ___ Sat ___ Sun (\$110 after Sept 15th) \$ _____

Additional:

\$ 32.00 Awards Banquet Ticket (\$38 On-Site) \$ _____

\$ 25.00 Social Only..... \$ _____

\$ 25.00 Past Presidents Luncheon \$ _____

Total Amount Included With This Registration \$ _____

Check made out to PPOK enclosed -or- Bill my card

Card number _____

Expires _____ CVV# _____ Billing Zip _____

Got Questions? Call or Text 405-485-4456
or email michael.scalf@ppok.org

QUESTIONS?

HOTEL



Glo by Best Western, 123 W. Main St, Enid, OK
Reserve your room at (580) 540-4172 by August 30th to
get your discounted room rate of \$120/king or
\$124/2 queen (includes breakfast). Just mention PPOK



#BeMoreSuccessful

Creating and Maintaining a Profitable,
Sustainable, Successful Business

Mary Fisk-Taylor Richmond, VA

2021 EXPO speaker

Do not miss this chance to spend time with and learn from PPA Master Photographer, ASP Education Fellow, Profit First Professional and StoryBrand Certified Guide, Mary Fisk-Taylor.

Mary will share how she has created two sustainable photography businesses with the help of her business partners. She will cover how extensive branding, public relations, dynamic sales plans and powerful marketing strategies have kept their studios both extremely profitable and sustainable.

Mary and her partners own and operate two extremely successful photography studios in their market area of Richmond, Virginia. The small home studio specializes in high-end wall portrait installations and custom designed weddings and their newer addition is a high-volume high school senior and boutique event business. They gross well over one million dollars a year in professional photography and are very proud of the sustainable and profitable brands that



they have built in their market area.

Highlights of the program will include low cost but very high impact marketing plans and great sales techniques for all types of studios. Whether you are a seasoned professional or just starting out in the professional photography industry this is a program of priceless knowledge and information.

For almost 25 years Mary Fisk-Taylor has owned a portrait and wedding business with her business partner, Jamie Hayes in Richmond, Virginia. Hayes & Fisk Photography is one of the most sought-after Portrait and Wedding studios in their industry. Mary and Jamie are both incredibly committed to preserving family legacies, professionally capturing and printing portrait and milestone memories. They both believe that these fleeting moments need to be proudly displayed in family's homes, not living digitally on phones, computers and modern technology.



Dancing to Destinations

2021 EXPO speaker

Elizabeth Homan San Antonio, TX

Elizabeth Homan and her husband Trey own and operate Artistic Images in San Antonio, Texas where they have enjoyed a hugely successful studio for the past 29 years. Their studio is located on 2.5 wooded acres where they have a gorgeous portrait garden with some one-of-a-kind features that their clients love.

Elizabeth has won countless awards for her portraiture, including her wedding and portrait albums. Elizabeth is a Master Photographer, Photographic Craftsman and CPP and has been selected as PPA's Photographer of the year for the past six years. Elizabeth is also a member of The Camera Craftsmen of America. She has spoken at many workshops, conferences and weeklong schools and loves to share what she knows to help newer photographers realize their potential.



On a personal note, Trey and Elizabeth have 3 boys in high school and lead very busy lives when they are not at the studio. Between football games, practices and marching band competitions, it's a miracle they have

time for anything else. Their oldest son has a rare genetic condition that poses additional challenges and amazing opportunities. As if that didn't keep them busy enough, they also founded Inspired Adventures merging their love of travel and photography together by leading photographic tours all over the world.

She will share with you her 26 years of dance experience and how she uses that knowledge to create dynamic images for dancers of all ages. She hopes to help you create stunning images that capture the beauty of a dancer's line from head to toe. She will also be sharing common mistakes when it comes to dance poses. You might want to stretch first so you don't pull a muscle while attempting!

As a bonus, Elizabeth will also share with you about her wildly popular Destination Portraits and how she gets her clients to pay for her travel around the world!



Capture One Workflow

2021 EXPO speaker

Scott Detweiler Sussex, WI



Capture One is used by many professional photographers and is growing in popularity with aspiring pros. This amazing tool is what I call "Lightroom for grown-ups" as you can do things in Capture One that are just not possible

in Lightroom. In this new session, we will examine the entire retouching workflow, and finally exporting in this powerful tool. You will learn why Capture One is the choice of the top-end of our industry and how it can improve your speed and image quality with flexible tools unavailable in Adobe products. If you have wondered about Capture One and how it might fit into your workflow, this is a great session to see it in action and ask questions.

I have been an artist and painter since I was quite young when I worked with pen & ink, marker, and acrylics. However, I have only been a serious photographer for a little over a decade. Initially, I became interested in Photoshop over a decade ago when it still came on floppy disks. My motivation to focus on

photography began when I realized that no matter how I modified an image, it was never truly mine, mentally or legally. I could paint or manipulate the image for hours or days and never actually own it.

As a Physics major, I enjoy the technical aspects of photography. I like to know my camera settings, angles, focus depth, fall-off, as well as other elements of the scene that directly affect the result. By understanding how an image will look at 24mm versus 200mm, or when lit by a larger or smaller apparent light source, it becomes easier to make creative decisions.

In our studio, we challenge each other to set up complete scenes and take a single photo without test shots. This drill has dramatically improved our abilities to create successful scenes from our imagination, even on location or group shoots where planning isn't much of an option. We are always learning and trying new ideas.

I love passing on my knowledge to those who are now facing similar frustrations with the technical aspects of this excellent artistic outlet.



The Power of the Self Assignment

Tony Corbell Muskogee, OK

2021 EXPO speaker



To say that Tony Corbell has had an interesting career would be an understatement. In his more than 40 years in photography, he has photographed some of the world's most recognized faces including three US presidents, 185 world leaders at the United Nations, fashion models, celebrities, NASA astronauts and more. Coming from his beginnings in a small west Texas town, he has photographed and taught photographic skills/workshops in more than 20 countries as well as in all fifty US states. Tony was recently named the Oklahoma Photographer of the Year for 2020 for his creative commercial work.

Tony is as known for his educational efforts as his published photographic works. He has conducted more than 700 workshops and seminars to sold out audiences for more than twenty-five years in London, Scotland, Ireland, Toronto, Vancouver, Mexico, Australia, Italy, New Zealand, Dubai, Trinidad/Tobago, Germany, Sweden, and Nova Scotia on the technical aspects of lighting and lighting control. His books on the topics of



light have sold internationally since 2000 and his video tutorials have managed to surpass more

than three million views. He is currently featured on www.ppa.com/edu as well as www.kelbyone.com and his classes are

very popular on www.creativelive.com alongside the world's leading photographers, instructors and authors. He is also a featured artist at www.epson.com in a segment called In Celebration of the Black and White Print. Tony has published 4 books with three more in the works and has written articles in literally every major photographic magazine in the U.S., Japan, U.K., and China.



Today Tony lives and works in Muskogee, Oklahoma alongside his wife and Master Photographer Mandy Lynn. When asked what he is most known for, he usually says "being just about the biggest Beatles fan in the world."

In this presentation Tony will show attendees the many ways in which a self-assignment can help your business and your personal life in many unexpected, fulfilling, and even financial ways. Tony always seems to have a personal project in his back pocket that he works on when time allows. He will go through each of the projects he has been working on and will share self-assignment ideas from numerous other photographers, including several from right here in Oklahoma. Don't miss this high-energy and fun look at taking your work to another level!

Retouching for Real

Mandy Lynn Corbell Muskogee, OK

2021 EXPO speaker



Have you been frustrated with trying to learn complicated frequency separation techniques and unable to incorporate them into your daily workflow in a time-efficient manner?

Mandy will simplify the process, and show how to combine frequency separation with the paint mixer tool to get amazing results in minutes.



Smooth acne-prone skin, discoloration, and imperfections without loss of skin texture; iron wrinkled clothing; and smooth backgrounds with this technique. Mandy will also show quick methods for smoothing hair, brightening eyes,

and whitening teeth, along with workflow steps that will speed up your process and have you spending 5 minutes or less on client images.

Feel free to bring your computer and follow along. Actions will be provided during the program for you to take back with you and speed up your workflow!

Mandy Lynn Corbell is a Master Photographer and Photographic Craftsman with a studio in Muskogee Oklahoma. She specializes in studio and location family and high school senior portraiture since 2008. She makes her home with photographer Tony Corbell, her two children, dog, cat, several raccoons, deer, possums, rabbits, skunks, etc. out in the hills of eastern Oklahoma, where friends are always welcomed (especially when they bring guitars).

Download a trial of Nik software at <https://nikcollection.dxo.com> the week before if you don't already have it, and Mandy will provide you a code during the program that gives you a discount on activation.





Let your Light Shine

2021 EXPO speaker

Randy Taylor Edmond, OK

Learn what you can do with the light you have around you.

You can create beautiful images using flashlights, off camera speed lights or whatever light source you find. I have used flashlights to iPads to create great looking images. With your choice of lighting effects, hard light, soft light and even soft color glows, there is a world of resources. Your mind is your only limitation for what you can do with painting using your lights.

Painting with light is a method of creating images by painting one step at a time either continuously or with multiple shots placed together. Either way it is a fun and exciting way to create beautiful images for fine art or even customer work.

Randy Taylor, a Sapulpa, Oklahoma native and a former high school art teacher, originally began to photograph his art work as a class requirement while earning his masters degree.




After serving as a yearbook instructor for several years, he started using his camera again. Soon his passion for photography grew into more than anticipated.

He joined Professional Photographers of Oklahoma and continued his education as a photographer. Thanks to mentors within the profession, he started a sideline photography business. Randy owned Taylor Made Photography for 41 years and retired in 2020.

He has received numerous professional awards over the course of his career. He has also traveled to many places to photograph, such as the Western USA, Alaska, Europe and South America, and photographed such events as the Iditarod dog sled race on several occasions. The art in nature and fine art photography is what "feeds his soul."




Member Spotlight



Eighteen Oklahoma photographers enjoyed the June workshop by Jeff Johnson. They were dealt morning rain followed by cloudy, misty skies, but still managed to have a good productive time learning and photographing in the Wichita Mountains. Jeff then gave a great program sharing some tips on editing landscape images. Here are a few images shared by some of the attendees.



Dawn Muncy



Leslie Hoyt



Mandy Corbell



Carrie Holland



Elise Breeding



Johnny Holland

Matt Breeding



Eva Ryan





It Did Not Disappoint!

By Elise Breeding

Our PPOK 2021 President, Dawn Muncy, has been raving about her little city for years! Enid, Oklahoma began renovation and construction for the convention and hotel venues in the downtown area close to her studio in 2019. To say she was "excited", would be an understatement.

A few months ago, she shared her plans to make sure the upcoming fall convention was family friendly. So last month I packed up my kids and we tested these waters.

Dawn gave us a tour of the downtown area. We saw the Stride Event Center and the beautiful new meeting rooms our attendees will be enjoying; the Glo Hotel shared a quick tour of the accommodations with us; she pointed out a few murals and local art; then we were awed by the fun to be had at Leonardo's Children's Museum!

The Stride Center was once a gymnasium with theater stage. It is now a multi level convention space with meeting rooms, a ball room and theater with in-house catering. It is lovely! Clean, fresh, and I love the colors they chose. No more beige and brown convention spaces. The blues and grays are inviting and I can't wait to learn from all our guest speakers here.

The Glo Best Western Hotel was full

of beautiful details as well. The front lobby was full of color and textures. There is plenty of fun seating to network with our fellow photographers and families in the evenings. The hotel has all the amenities you'd hope to find for weekend stays (including microwave and mini fridge), plus the rooms are brand new with unique layouts. Though I think my kids are more excited about the indoor pool than the fun pops of color throughout the hotel rooms.

There are local art and painted murals around just about every corner and alley way in the city of Enid. My kids and I counted at least 7 just within the few blocks we drove along from Dawn's studio to the Stride Center and hotel. The ones we saw were very creative. Local artists were commissioned to paint sides of businesses and create other fun art. I hear there are some fun prizes to be had by finding them all. I'm sure we'll hop on some electric scooter "Birds" and fly around town



looking for the rest of them when we arrive.

Have you ever been to a children's museum? When I told my kids, ages 13 and 8, that we were "off to see my fellow photographer friend for a tour of Enid and to see a 'children's museum'", they both rolled their eyes and tried to give excuses on why they shouldn't have to go. Museums are "boring", right? Wrong! The Leonardo's Children's Museum was wonderful!

The upper level is laid out like a tiny city with pretend play professions and shopping stores as well as some unique hands-on exhibits to encourage learning and creativity. My son loved exploring the exhibits on oil, gas, and water energy. It was hard to pry him away to see everything else. He was then mesmerized by the prisms and color blocks (my photography-minded mama heart loved seeing him so interested in how light works!).

My daughter thought she'd be too old for this place, and yes, there were some areas that were not geared towards teenage girls, but she loved the crafting and painting areas. Then her animal-loving heart nearly exploded when she saw the room full of critters. Gerbils, snakes, lizards, chinchillas, rabbits, ferrets, fish... she loved them all!

We did not make time to explore the Adventure Quest playground beside the

museum, but it looked fun, and we heard it's the largest volunteer built playground in the state. I'm sure my family will check it out while I'm enjoying the guest speakers during our Saturday programming.


With 13 dining options close to the hotel and 15 locally owned boutiques, there's plenty for your families to do in Enid, Oklahoma. Plus the railroad museum (admission by donation), multiple parks, skate parks, playgrounds, miniature golf, paddle boats, and mini train rides are all within driving distance.

It was just over an hour drive for us. Which means, with less than a two hour drive from Tulsa or Oklahoma City, it's a great location for the upcoming event. To top that off, it's a great location for us to come back and make a quick daytrip. I'm sure we'll visit again soon!

I can't wait to see you in the fun, beautiful city of Enid!



PPOK Fellowship Program

|  Name: _____ | | Date Submitted: _____ |
|---|--------|-----------------------|
| PPOK Fellowship Points for the year of _____ | Points | Claimed |
| Paid PPOK Membership | 1 | |
| Enter PPOK Open Print Competition | 3 | |
| Enter PPOK Artist Print Competition | 3 | |
| Each Entry Receiving 80 or Above | 1 ea | |
| Publish Article in PPOK Magazine | 2 | |
| Present a Less than 2 Hour Program at PPOK | 2 | |
| Present a 2 Hour or More Program at PPOK | 3 | |
| PPOK Convention Chairman | 2 | |
| PPOK Committee Chair or Worker | 1 | |
| PPOK Print Room Worker | 1 | |
| PPOK President | 6 | |
| PPOK Executive Council | 3 | |
| PPOK Board of Director Member | 2 | |
| Paid PPA Membership - PPA # | 1 | |
| Receive PPOK National Award - DATE: | 8 | |
| Achieve PPA Masters Degree - DATE: | 10 | |
| Achieve PPA Craftsman Degree - DATE: | 5 | |
| Achieve PPA Master Artist Degree - DATE: | 10 | |
| Attend PPA Annual Affiliate Leadership Meeting - DATE: | 1 | |
| Achieve CPP Certification - DATE: | 5 | |
| CPP Re-certification (each time) - DATE: | 5 | |
| Attend any PPOK Function - EVENT(s): | 1 ea | |
| Sponsor New PPOK Member - NAME: | 1 ea | |
| Participation in N.I.L.M.D.T.S. | 1 | |
| Paid Member of Oklahoma Local Guild [INPPA or MPPA] | 1 | |
| | Total | |
| Notes: _____ | | |

Fellowship Program Thanks Members for their Service

The Fellowship Program was introduced by Past President Sam Hyden, M. Photog.

It is a means of recognizing those who have served the membership of the Professional Photographers of Oklahoma organization and to those who have given freely of his/her time. It also encourages those in membership who are always willing to help, to continue to do so.

PPOK is a non-profit organization. It thrives the most each year when our membership give freely of their time throughout the year.

The Fellowship Degree is divided into three segments:

The Associate Fellowship

Awarded with a white ribbon after 30 points of service.

The Fellowship

Awarded with a black ribbon after 50 points of service.

The Grand Fellowship

Awarded with a red ribbon after 100 points of service.

For every 25 points over the Grand Fellowship, a gold bar is issued and can be attached to the black ribbon.

It is each member's responsibility to list any service or prints for which he/she would like credited toward the Fellowship program. All entries are subject to fellowship guidelines.

Credit for your entries will be verified by the Fellowship Chairman. The Fellowship Committee will then have final authority when crediting entries to your records. Once a member has begun the fellowship program, the form needs to be submitted by Dec. 31st of the same year the points were earned.

The current form used to submit points was updated in 2018. If you have been a part of the organization for a few years and have never submitted points, the organization welcomes you to look back on years passed. To claim points prior to 2018, the form used for past years can be found online at PhotoXok.org/Fellowship-Points

The above website also lists members' earned points. Members may log in and view the number of points they have submitted at any time.

The current Fellowship Chairman is Cary Garrison. Forms may be submitted by email to: Fellowship@ppok.org or by mail to PPOK, PO Box 1779, Blanchard, OK 73010



PPOK member, Tracy Provence, receives her Fellowship ribbon from program chairman, Cary Garrison at the 2019 convention banquet.

THE OKLAHOMA PHOTOGRAPHER

P.O. BOX 1779
BLANCHARD, OK 73010

bella ART PRINTS®

BEAUTIFUL PAPER, BEAUTIFUL PHOTOS, BEAUTIFUL ART



You make the memories, we'll make the prints
Together they will last a lifetime

Bella art prints are produced using rich, archival, liquid-based inks and acid-free paper. These prints are created to last for 200 plus years with less than 8% color fade. Cherished family photos will be around for generations to come.

GET 10 COMPLIMENTARY TEST PRINTS ON ANY OF OUR UNIQUE PAPERS.

www.BellaArtPrints.com