

Summer 2016

# THE OKLAHOMA PHOTOGRAPHER

“Just Peachy”

By Mary Waters



PHOTOXOK  
EXPOSITION • EXHIBIT • EXPOSURE • EXPAND  
*Professional Photographers of Oklahoma*

LEARN MORE AT MILLERSLAB.COM/LOYALTY

# New! Loyalty PROGRAM



Sell Mpix products and earn additional income with the all-new Miller's Loyalty program.



REAL FOIL



# THE OKLAHOMA PHOTOGRAPHER

2016 SUMMER ISSUE Volume 40, Number 2

*About the Cover . . .*



**Mary Waters**

“Just Peachy” by Mary Waters of Perry took the Best of Show General Exhibit Trophy at the annual print competition during the state convention of the Professional Photographers of Oklahoma last September at the Renaissance Hotel.

The image, which scored 92 points, also won the first place trophy in the child portrait category..

The print, along with others helped Waters become the General Exhibit Photographer of the Year with a case total of 493 out of 600 points. She also won the Artist High Print Case General Exhibit with the same score.

# PHOTOXOK

[www.photoxok.org](http://www.photoxok.org)

Editor

Donald Hayden, Cr. Photog., F-PPO  
3026 S. Cincinnati Ave.  
Tulsa, OK 74114  
(918) 743-2924  
[imagerybyhayden@att.net](mailto:imagerybyhayden@att.net)

*Complete financial information and the 990 forms for the Professional Photographers of Oklahoma are available to any member of our regional states by contacting Michael Scalf Sr, Executive Director at P.O. Box 1779, Blanchard, OK 73010*

## In This Issue . . .

President’s Message	3
The Editor’s Desk	4
Convention Hotel	5
Convention Schedule	6-7
Print Competition Rules	8-11
Corinne Alavekios Program	12
Member Gallery I & II	14-15
Phaneendra Gudapati Program	16
Jeff Gump Program	17
Miles Whit Boyer Program	18
Sandra Pearce Program	19
Registration Page	20

## **EDITOR NOT CLAIRVOYANT!**

If you are moving, please let us know. Send your **old as well as new address as well as new e-mail address** to:  
Michael Scalf Sr, Executive Director at  
P.O. Box 1779, Blanchard, OK 73010  
Allow six weeks notice.

## Magazine Ad/Copy Deadlines

Spring Issue	Feb. 1
Summer Issue	June 1
Fall Issue	Oct. 1

Presented three times annually as the official publication of the Professional Photographers of Oklahoma Inc., the magazine’s purpose is to better inform and prepare the photographers of Oklahoma and to seek their active support and participation in PP of O activities.

Acceptance of advertising, press releases and other material does not imply endorsement of such by the association or editor/publisher. Permission is granted to similar photographic industry publications to reprint contents provided both the author and *The Oklahoma Photographer* are credited as the source.

Articles and photographs are welcomed, but the editor reserves the right to revise or refuse material.

PROFESSIONAL PHOTOGRAPHERS  
OF OKLAHOMA INC.

EXECUTIVE BOARD 2016



**PRESIDENT**

**Kim Smith, M. Photog., Cr., CPP**  
810 Sherwood Lane  
Muskogee, OK 74403  
(918) 681-0234  
ckfineportraits@yahoo.com



**FIRST VICE PRESIDENT**

**Eldora Horton**  
23991 E. 930 Rd.  
Thomas, OK 73669  
(580) 661-2836  
hortonej@pldi.net



**SECOND VICE PRESIDENT**

**Gary Box, M. Photog., Cr.**  
2120 E. Dewey  
Sapulpa, OK 74066  
(918) 224-7838  
photobox@aol.com



**SECRETARY**

**Elise Breeding, CPP**  
2801 Saddle Springs Trail  
Piedmont OK 73078  
(405) 208-3942  
elisebreeding@gmail.com



**IMMEDIATE PAST PRESIDENT**

**James Butler, M. Photog., CPP**  
3267 E. 2nd St.  
Tulsa, OK 74104  
(918) 809-2270  
sailnut64@cox.net

BOARD OFFICERS

**Term Expiring 2017**  
**Leslie Hoyt, M. Photog., CPP**  
(918) 200-9436  
lesliehoyt@gmail.com

**Kelly Raji**  
(580) 661-2836  
kellyraji@yahoo.com

**Chris Urias**  
(580) 338-1301  
aurias@ptsi.net

**Carol VanDeventer, M. Artist**  
(918) 358-3373  
bcvand924@aol.com

---

**Term Expiring 2016**

**Dr. Glenn Cope, Cr. Photog., CPP**  
(580) 628-2025  
gmcope@sbcglobal.net

**Mandy Lundy**  
(918) 348-4161  
mandylynn116@gmail.com

**Tracy Provence**  
(918) 789-2809  
tracysphoto@sbcglobal.net

---

**EXECUTIVE DIRECTOR**

Michael Scalf Sr., M. Photog., Cr., CPP, API  
P.O. Box 1779, Blanchard, OK 73010  
Phone (405) 485-4456  
E-Mail: [michael.scalf@ppok.org](mailto:michael.scalf@ppok.org)



# From the President's Desk . . .



By Kimberly J. Smith, M. Photog. M. Artist, Cr., CPP

So here we are again – our fall convention is quickly approaching. I don't know about you, but I thoroughly enjoyed our spring seminar! We had great programs and the time we had to visit with our extended “photography” family is always a plus.

And speaking of spending quality time together, the PPOK camping trip was awesome! We had a bit of a hiccup with a “little” rain haha! But we worked around it. We don't always have the opportunity or the option to reschedule in our day-to-day work, so being able to adapt and to get creative is essential. Thanks to Tony Corbell for having such a great attitude and for being willing to work through the rain.

My favorite part of the camping trip is always having the chance to spend time with not just our photography friends, but their families as well. I love it that now, when I mention names to my kids, they recognize them and smile and say things like, “oh I really like them!” It connects my family to my friends and I do believe they like you. Of course now they are asking to come with me to all of our events ha ha!

If you missed out on attending either of those, I am sorry and you were definitely missed. But now is your chance to make up for it!

We have such a well-rounded lineup of speakers for our convention.

Friday afternoon we have Phaneendra Gudapati (PG), who is an Adobe Certified expert, there to teach us some great Photoshop tips and workflow. His work is beautiful and I am looking forward to learning from him!

Friday evening, Jeff Gump will be sharing with us his expertise on sports and event photography. I had the opportunity to hear him briefly at Texas school and I know you will learn from him! He has some unique ideas and products you will be excited to learn about!

Saturday - Is - The - Day!

I know I have said it before and I'll say it again – print competition rocks! It will change your work! It will make you see things in a completely different and more creative way. If you have never entered, now is the time! As we have done in the last couple of years, we have not scheduled classes at the same time as competition. Print competition is a class on its own. I hope you will join us. Remember – in print competition – you either win or you learn. You will never lose.

Saturday morning we have Miles Witt Boyer speaking on having a web



Kim Smith

presence. I have been to his program and didn't want to miss a word and I know you won't want to either!

Sunday afternoon, Sandra Pearce is going to teach us some new things for painting in Photoshop. Those of you who have heard her know that not only is she kind and funny, but she is a great teacher. And she's one of the most creative and talented people I know!!

We will be spending all day Monday with Corinne Alavekios. I have spoken with her several times and her excitement shows in her work. We will learn how to create an enchanting portrait from beginning to end.

In addition to the wonderful speakers, we have parties, trade-show, mini programs, and hospitality. So much going on in such a short amount of time!

I saw a quote recently that said “surround yourself with people who make you hungry for life, touch your heart and nourish your soul.” -unknown

You are those people to me. You are family, and it's time for us to gather together, enjoy each other's company, learn and grow. I do hope you will join us! See you soon...



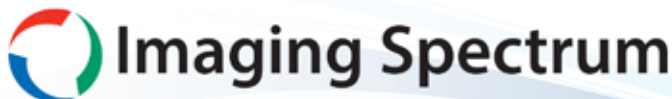
By Don Hayden  
Cr. Photog., F-PPO

It's kind of like garlic and italic; they should be used sparingly. And sure enough, it's one of the editor's bug-a-boos. The "it" in this case is the phrase "breaking news." These days it seems that every television newscast has at least a single instance of that phrase preceding a story - major or otherwise. It's almost like if there is no breaking news, there is no news, period. And the stuff that passes for breaking news is a little suspect at times. Plus, you can get really cute with this phrase by reporting an "update to the breaking news, we brought you earlier." Really?

Sometimes it's just plain old news. Back in the day when I was a newspaper reporter we had some real "breaking news" but never referred to it this way because by the time the edition hit the streets it was technically "old news." The unfolding of the assassination of President John F. Kennedy was, indeed, a case of breaking news (although to my knowledge that phrase was never used). News of the above came to newspapers over the teletype (probably anyone under the age of 30 would not recognize that name) and a bell rang several times to indicate importance. No such bell would ring for an abandoned house on fire. Back to that garlic and italic stuff - a little goes a long way. To really give breaking news the attention it deserves, don't use that description all the time. Otherwise it loses its punch. It sort of reminds me of when crackle finish was first used on competition prints. It really wowed the judges. Then the following year when everyone entered it, not so much. It wasn't "breaking news" any more.

## Where the Pros Go for Inkjet

At Imaging Spectrum we don't just know printing, we know photographic printing. We give real advice from real pros to help you choose the right products for your particular needs.



800-342-9294  
www.imagingspectrum.com  
inkjet@imagingspectrum.com



# Convention Hotel Centrally Located in Downtown

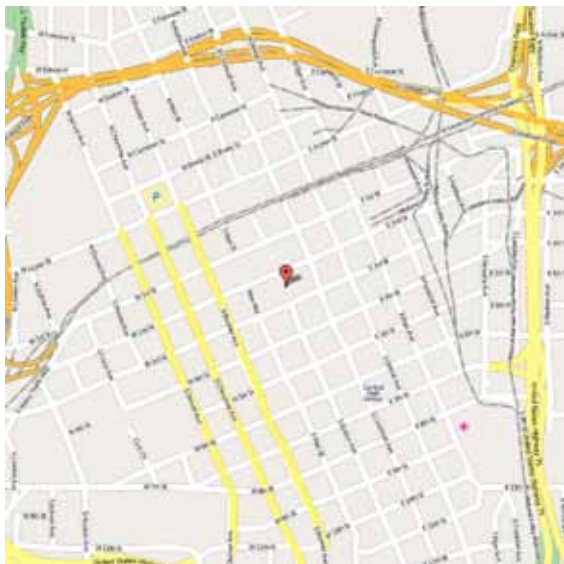
The Hyatt Regency Tulsa is located in the heart of Oklahoma's vibrant business, entertainment and cultural districts. The downtown Tulsa hotel overlooks the scenic gardens of the Williams Center Complex and is only eight miles from Tulsa International Airport.

Adjoined via skybridge to Williams Towers, the luxury, high-rise Tulsa hotel is adjacent to the famous Tulsa Performing Arts Center and just a few walking blocks from the Cox Convention Center, BOK Center and 51 restaurants and bars.



Amenities and services include 454 beautifully appointed guestrooms, Daily Grill Restaurant & Bar, Topeca Coffee Shop, a rooftop pool, 24 hour Bell Staff, 24 hour Complimentary airport transportation, 24 hour full-service business center, on-site washer/dryer, same day laundry service (Monday-Friday), pet-friendly, complimentary newspaper, ATM, 24 hour StayFit™ Fitness Center and a Sundeck.

The Hyatt Regency Tulsa offers guests both self-parking and valet-parking options, in covered, underground spaces. The parking garage is located at 20 East 2nd St., directly east of the main hotel entrance on 2nd St. The parking garage provides covered entrances to both the Hyatt Regency and the Tulsa Performing Arts Center.



Rates:  
Self-parking: \$8; Valet: \$15;  
Short-term Valet: \$10  
**Directions From the West**  
(From OK-51 E/US-412 E/US-64 E.)

Take the exit onto I-244 W/OK-51 E/US-64 E toward US-75 S/Broken Arrow/Okmulgee/Okla City. Take exit 5A for 2nd Street toward Downtown. Merge onto W 2nd St. Turn right onto S Frisco Ave. Take the first left onto W 3rd St and then take the first left onto South Denver Ave W. Take the first right onto W 2nd St. and Hyatt Regency Tulsa will be on the right.

### From the East

From I-244 W. Take exit 6C to merge onto E 1st St/E 43rd St N toward Downtown.

Continue to follow E 1st St. Turn left onto S Cheyenne Ave. Take the first left onto W 2nd St and Hyatt Regency Tulsa will be on the right

### From the South

From I-244 E. Take exit 4C to merge onto W 7th St toward Downtown.

Turn left onto S. Houston Ave. Turn right onto W 3rd St. Take the 3rd left onto South Denver Ave W. Take the first right onto W 2nd St. and Hyatt Regency Tulsa will be on the right.

### From the North

From US-75 S. Take the I-244 E/US-412 E exit on the left.

Turn right onto E 1st St/E 43rd St N and continue to follow E 1st St. Turn left onto S Cheyenne Ave. Take the first left onto W 2nd St and Hyatt Regency Tulsa will be on the right.

# REALLY!

## FREE Tap Imprinting\*

Packaging Solutions Boxes, Photomounts, Easels & Folders



Your business/studio name here



Your Studio Name Here



Your Studio Name Here

**\*For all of 2016**  
Free Imprinting of your Business/Studio Name on boxes, folders & photomounts  
Call for details.  
Promo code: FREE2016

from **micHEL** COMPANY

1151 S. Northpoint Blvd. Waukegan, IL 60085  
email: info@micHELcompany.com

**800.621.6649 • 847.887.9066** [www.michelcompany.com](http://www.michelcompany.com)

# PHOTO EXPOSITION

## State Convention – Sept. 30 -Oct. 3, 2016

### Hyatt Regency Hotel Friday – September 30, 2016

1 p.m. – 3 p.m.	Drop off print cases (must be pre-registered with <a href="http://www.printcompetition.com">www.printcompetition.com</a> )	Promenade A
1 p.m. – 4 p.m.	Registration desk open	Promenade Foyer
2 p.m. – 5 p.m.	<b>Phaneendra Gudapati</b>	Promenade B
5 p.m. – 7 p.m.	Dinner on your own	
6 p.m. – 8:30 p.m.	Registration desk reopens	Promenade Foyer
7:30 p.m. – 10:30 p.m.	<b>Jeff Gump (sponsored by Fuji)</b>	Promenade B
10:30 p.m. – 12 Mid	Hospitality Room	Room 1506

### Saturday – October 1, 2016

7 a.m. – 8:30 a.m.	Judges Breakfast	Directors Row 3
8 a.m. – 7 p.m.	Registration desk open	Promenade Foyer
8:30 a.m. – Noon	Print Judging	Promenade A
8:30 a.m. – Noon	Club 79 Viewing Party	Promenade C
8 a.m. – 5 p.m.	Trade Show set up	Promenade D
Noon	Lunch on your own	
Noon – 1 p.m.	Judges Lunch	Directors Row 3
Noon – 2 p.m.	Past Presidents Lunch Meeting	Directors Row 4
1 p.m. – ???	Print Judging continues	Promenade A
1 p.m. – ???	Club 79 Viewing Party	Promenade C
5 p.m. – 7 p.m.	Trade Show Open (wth silent auction)	Promenade D
7 p.m. – 9 p.m.	Supper on your own	
9 p.m. – Midnight	Party	Promenade C

### Sunday – October 2, 2016

8 a.m. – 8:30 a.m.	Devotional & Worship	Promenade A
8:30 a.m. – 5:30 p.m.	Registration open	Promenade Foyer
8:30 a.m. – 11:30 a.m.	<b>Miles Whit Boyer (sponsored by Millers)</b>	Promenade B
11:30 a.m. – 11:45 a.m.	Business Meeting (all members attend)	Promenade B
11:45 a.m.	Board meeting luncheon	Directors Row 3
11:45 a.m. – 3:30 p.m.	Trade Show Open	Promenade D
12:30 p.m – 1 p.m.	In Trade Show (April Massad – “Using Video with your photography”)	
2 p.m. – 2:30 p.m.	In Trade Show Jeff Gump (Marketing)	
Noon – 3 p.m.	In Trade Show (Keith Birdsong Painting demonstration)	
3:30 p.m. – 6 p.m.	<b>Sandra Pearce (sponsored by ACI)</b>	Promenade B
6:30 p.m.	Pre-Banquet Social, Cash Bar, Officers’ Group Portrait	Promenade Foyer
7 p.m. – 10:30 p.m.	Awards banquet	Promenade C
10:30 p.m. – Midnight	Hospitality Room	Room 1506



# PHOTO EXPOSITION

**State Convention – Sept. 30-Oct. 3, 2016**  
**Monday – October 3, 2016**

8:30 a.m. – 11:30 a.m.	Late Registration	Directors Row 1
8:30 a.m. – 11:30 a.m.	All Print cases picked up	Directors Row 1
9 a.m. – 11:30 a.m.	<b>Corrine Alavekios (sponsored by Black River Imaging)</b>	Promenade B
11:30 a.m. – 1 p.m.	Lunch on your own	
1 p.m. – 4 p.m.	<b>Corrine Alavekios (sponsored by Black River Imaging)</b>	Promenade B
4 p.m.	Convention ends...drive safely; see you in 2017 at the Past Presidents Seminar!	

## 2016 CONVENTION AND COMMITTEE LEADERS

Convention Chair - Cary Garrison  
Presidential Advisor - Dwaine Horton  
Trade Show Chair - Eldora Horton  
Print Judge Chair - Gary Box  
Registration Chair - Elise Breeding  
Judges/Speaker Hosts - Leslie Hoyt  
Audio Visual Chair - Clem Wehner  
(possible help - Mike Provence & Larry Foster)  
Print Score Tabulation - Celia Moore  
National Award - Cary Garrison  
Magazine Cover Award - Don Hayden  
Presidential Portrait - Shannon Ledford  
Event Photography Chair - Mandy Womack

Official Executive Board Portraits - Steve Ervin  
Fellowship Chair - Cary Garrison  
Past President Meeting Chair - Jim Butler  
New Member Chair - Laurie Biby  
Banquet Coordinator/Script - Michael Scalf  
Banquet Decorations - Rhonda Smith  
Banquet Slideshow - Gary Box  
Hospitality - Laurie Biby  
Member Display - Tracy Provence  
Scholarship Chair - Tracy Provence  
PPA Certified Liaison - Mary Dianne  
Financial Donations - Michael Scalf  
Gift Bags - TBD  
Silent/Live Auction - TBD

## *Our Convention Speakers*



Phaneendra Gudapati



Jeff Gump



Miles Whit Boyer



Sandra Pearce



Corinne Alavekios

## *Trade Show Open*

**Saturday, Oct 1: 5 p.m. – 7 p.m.      Sunday, Oct 2: 11:45 a.m. – 3:30 p.m.**

**Trade Show Speakers - April Massad, Jeff Gump and Keith Birdsong**

# 2016 OPEN PRINT EXHIBIT RULES

All entries must be registered at [www.printcompetition.com](http://www.printcompetition.com)

## I. ELIGIBILITY

A. All members of the Professional Photographers of Oklahoma, Inc., (hereafter: PPOK) are eligible to enter the annual Exhibition. PPOK members who are residents of Oklahoma may enter the General Exhibition or, if qualified, the Masters' Exhibition. Members who are not residents of Oklahoma may enter the Out-of-State Exhibition.

B. Non-resident members of the Professional Photographers of America, Inc., (hereafter: PPA) or out-of-state PPA affiliate associations may enter the Out-of-State Exhibition. In addition, those entering the Out-of-State Exhibit must be registered at the convention, to qualify for Out-of-State plaque.

C. The entrant has obtained and has access to all necessary releases (model or property) and agrees to hold PPOK harmless against all claims and liabilities arising out of PPOK's display, publication and promotion or other use of each image submitted to PPOK.

## II. DEADLINES, ENTRY FEES & SHIPPING

### A. DEADLINES

1. ALL (Physical and Digital) ENTRIES MUST BE UPLOADED ONLINE AT [www.printcompetition.com](http://www.printcompetition.com) **BY MID-NIGHT (CST) THURSDAY, SEPTEMBER 29TH, EVEN IF YOU ARE HAND DELIVERING THE CASE.** No entries will be accepted after that time regardless of reason.

2. Physical print entries must be delivered to the Print Room from 1 p.m. to 4 p.m. on September 30, 2016.

3. No exceptions will be made to these rules except by the Print Chairman.

### B. FEES

1. \$60.00 for PPOK members and Out of State members

2. \$90.00 for Oklahoma residents that are non-members of PPOK, Non-members are NOT eligible for awards.

3. A copy of your entry form must be enclosed in your print case.

### C. SHIPPING

1. For print entries to be returned, they must be shipped in an approved case.

(a) A return-shipping fee of \$30.00 should be included in case if the case needs to be returned by shipping. For Out-of-State entries that need print cases returned by shipping, please include a pre-paid shipping label from FedEx or UPS. Other requirements as herein contained must be met to remain eligible.

2. Ship to: PPOK c/o Michael R. Scalf, Sr., 617 N. Main, #1779. Blanchard, Oklahoma, 73010

3. Must be received by September 28, 2015

## III. OPEN EXHIBITIONS & PRINT CATEGORIES

### A. EXHIBITION DIVISIONS

An entrant may enter up to six entries in one of the four exhibitions for which he or she qualifies.

1. GENERAL EXHIBITION— This exhibition is open to all members who do not hold the PPA Master of Photography and/ or Master Artist degree. Entries may be made in any of the print categories\*.

2. 1st TIME ENTRANT—(GENERAL EXHIBITION) Any member who has entered in any State, Regional, or National photographic competition which is affiliated with PPA is not eligible for this category. First time entrants in this division are eligible for a special trophy and entry forms should be marked accordingly.

3. MASTERS EXHIBITION — This exhibition is open to members who hold the PPA Master of Photography and/or Master Artist degree. Entries may be made in any of the print categories\*.

4. OUT-OF-STATE EXHIBITION — This exhibition is open to persons living outside Oklahoma. Out-of-State entries are eligible only for the "Out-of-State" plaque.

5. NON-MEMBER EXHIBITION – This exhibition is open to Oklahoma residents that are not members of PPOK. These entries will be judged for scores only; they are not eligible for awards.

6. ARTIST EXHIBITION –This exhibition is open to general or master members and is a separate entry case. See Artist Exhibit Rules for details.

### PRINT CATEGORIES

Black & White or Color may be entered in the same category.

1. MP – Man's Portrait – one male subject only

2. WP – Woman's Portrait – one female subject only

3. CP – Child's Portrait- one subject only

4. GP – Group Portrait – two or more subjects, including pets

5. WE – Weddings – pertaining to brides or candid weddings

6. C/I – Commercial/Industrial – commercial or industrial subject matter

7. U1 – Unclassified 1 – scenic, landscapes, and still life photographic art

8. U2 – Unclassified 2 – people and animate objects not fitting the portrait category

9. EA- Event Albums – All photographs from one event

10. Classic Portraiture – Image straight from camera with no or minor blemish retouching.

### B. OPEN EXHIBITION QUALIFICATIONS

1. Entries will be disqualified if the photographer's name, studio name or title appears on the front of the entry.

2. Entries previously entered in a PPOK Exhibition will be disqualified. Any image that has been awarded an exhibition merit in PPA will be disqualified.

3. No entry will be eligible that has been made under the supervision of an instructor, during class time or as a class assignment.

4. No two entries shall be of the same subject.

5. Makers may choose to have their entries judged digitally or with physical prints.

#### **IV. SPECIFIC CONDITIONS FOR EXHIBITIONS**

**A. DIGITAL AND PRINT ENTRIES** will be judged for the quality of the photographic image including composition, technique, lighting, subject interpretation and presentation. All entries must be "original work."

1. Six (6) entries may be submitted by each person, but not more than four (4) in any one category, except for out-of-state entrants may enter six (6) in a category.

2. All entries must be registered at [www.printcompetition.com](http://www.printcompetition.com). An entry will be available from the website.

3. Entrants may submit prints, digital files or a combination for judging.

4. Entrants are required to upload a digital file for each image (print or file) entered. NOTE: For print entries, the digital file submitted MUST match both the image and presentation. If, for example, the submitted print has a mat and the digital file does not show the mat, the entry will be disqualified.

5. No changes to your entry are permitted once the entry deadline has passed. No refunds will be issued after the entry fee is paid.

#### **B. DIGITAL ENTRY**

1. Files must be sized so the longest dimension is 4000 pixels. Each file must contain an embedded color profile of either sRGB or Adobe RGB1998 and be saved at a JPEG quality setting of 10. In most cases, total file size should not exceed 3.5 MB. Larger files will be accepted when necessary so long as they are JPEG/10.

2. Files are to be spelled and Capitalized the way you want it printed.

**C. PRINT ENTRY:** Prints shall be a maximum size of 20"x 24" or 480 square inches including the border, or smaller photographs of any proportion or shape with a minimum overall print area of not less than 80 square inches. Borders are acceptable.

1. All prints in the Photographic competition must be permanently mounted on the appropriate size mount board for the Exhibition Division entered. Masonite is not allowed. It is recommended that entry thickness be a minimum of 1/8" and a maximum of 3/8" at any point on the entry.

2. The prints must not be framed or under glass. Plastic covering is permitted but not recommended. Overlays, underlays and Polaroid transfers are acceptable. Images on metal must have rounded corners and smooth edges.

3. To prevent damage to other prints, no foreign material may be added to the surface of the print other than standard re-touching material. Expanded PVC (such as Sintra) is permissible; for the material, 3 mm is the minimum recommended thickness and 4 mm is the maximum recommended.

4. PPOK is not responsible for images too thick to hang on display racks.

**D. WEDDING OR EVENT ALBUMS** will be judged on their impact, creativity, style, print quality, technique, story content, expression of subjects, lighting, presentation and salability of work. Any album, meeting the following rules, are now eligible to be entered at the SWPPA or PPA International Print Competition.

1. Album entries may be submitted in the form of a Traditional printed album or a Digital entry.

2. Submission of an album will be counted as one entry; however, you may submit up to FOUR individual albums as any part of your six total allowed entries.

3. Album cover size must be between 63-400 square inches.

4. Each page/spread file may contain as many images as you desire.

5. All images must be from the same Wedding or Event.

7. No multiple volume albums are allowed.

8. An image entered in an album cannot be entered as an individual submission.

9. Entrant must have photographed all images in the album. No other photographers' images are allowed.

10. An entry shall contain a minimum of 5 page/spreads with a maximum of 36 page/spread files.

11. Any studio identification or entrant's name in the album must be covered.

12. Albums must be shipped in a well-protected, reusable fiber, plastic or metal case.

13. A certificate label (or exact copy) must appear on the back in the center indicating vertical or horizontal of each entry and one print exhibit entry form enclosed with shipping case.

#### **E. DIGITAL ALBUM ENTRY RULES**

See Video Tutorial: [www.ppa.com/ipc\\_tutorials](http://www.ppa.com/ipc_tutorials)

1. All page/spread files must have the longest file dimension at 4000 pixels, have an embedded color profile of either sRGB or Adobe RGB1998 and saved at a JPEG quality setting of 10.

2. Each page/spread file may contain as many images as you desire.

3. An entry shall contain a minimum of 5 page/spread files up to 36 page/spread files.

4. Files are to be numbered in viewing order using two digits, i.e. 01.jpg, 02.jpg, 03.jpg, etc.

5. All individual files must be compressed into a single ZIP file. ZIP file are to be spelled and Capitalized the way you want it printed.

6. Entries will be disqualified if the photographer's name, studio name or title appears on the front of the entry.

#### F. PHYSICAL ALBUM ENTRIES RULES

- a. Album cover size must be between 63-400 square inches.
- b. No multiple volume albums are allowed.
- c. Each page/spread file may contain as many images as you desire.
- d. An entry shall contain a minimum of 5 page/spread files up to 36 page/spread files.
- e. Any studio identification or entrant's name in the album must be covered.
- f. Entries will be judged under current PPA lighting conditions.
- g. Entries will be disqualified if the photographer's name,

studio name or title appears on the front of the entry.

h) All entries must be enclosed in a salon print case.

i) No two albums shall be of the same subject (i.e., same model(s)). Each entry must be distinctly different.

This includes the same model in different clothing or in separate sittings.

j) All entries must be titled to be eligible.

#### V. VIEWING CONDITIONS FOR JUDGING

Entries will be judged under current PPA lighting conditions.

a. Prints: Tungsten lighting, 3100K, EV8 (ISO 100, f/16@1 sec.)

b. Digital Files: Monitor Settings, D65, 120 cd/m<sup>2</sup>, 2.20 gamma

# 2016 ARTIST PRINT EXHIBIT RULES

All entries must be registered at [www.printcompetition.com](http://www.printcompetition.com)

The purpose of this competition is to allow entrants to demonstrate their art skills and expertise.

Entries will be judged for digital, artistic and technical proficiency. Entries can be created using digital or traditional art (such as painting and airbrush) or a combination of both.

#### I. ELIGIBILITY

A. All members of the Professional Photographers of Oklahoma, Inc., (hereafter: PPOK) are eligible to enter the annual Exhibition. Any person, member or non-member can enter the Artist Exhibit.

B. The entrant has obtained and has access to all necessary releases (model or property) and agrees to hold PPOK harmless against all claims and liabilities arising out of PPOK's display, publication and promotion or other use of each image submitted to PPOK.

#### II. DEADLINES, ENTRY FEES & SHIPPING

##### A. DEADLINES

1. ALL (Physical and Digital) ENTRIES MUST BE UPLOADED ONLINE AT [www.printcompetition.com](http://www.printcompetition.com) **BY MID-NIGHT (CST) THURSDAY, SEPTEMBER 29TH, EVEN IF YOU ARE HAND DELIVERING THE CASE.** No

entries will be accepted after that time regardless of reason.

2. Physical print entries must be delivered to the Print Room from 1 p.m. to 4 p.m. on September 30, 2016.

3. No exceptions will be made to these rules except by the Print Chairman.

##### B. FEES

1. \$60.00 for PPOK members and Out of State members

2. \$90.00 for Oklahoma residents that are non-members of PPOK, Non-members are NOT eligible for awards.

3. A copy of your entry form must be enclosed in your print case.

#### C. SHIPPING

1. For print entries to be returned, they must be shipped in an approved case.

(a) A return-shipping fee of \$30.00 should be included in case if the case needs to be returned by shipping. For Out-of-State entries that need print cases returned by shipping, please include a pre-paid shipping label from FedEx or UPS. Other requirements as herein contained must be met to remain eligible.

2. Ship to: PPOK c/o Michael R. Scalf, Sr., 617 N. Main, #1779, Blanchard, Oklahoma, 73010

3. Must be received by September 28, 2016

#### III. ARTIST EXHIBITIONS

1. Entries may be reproduced from existing photographs, portraits, graphics or any other artwork so long as the entrant is prepared to provide appropriate written documentation indicating permission for usage.

This documentation may be requested by PPOK before, during or after the competition. If an entry, in the good-faith opinion of the Professional Photographers of Oklahoma Second Vice President, violates copyright, trademark or any other applicable law and cannot be proven otherwise, that entry shall be disqualified.

2. All processing, manipulation, artwork or rendering must be done by the entrant. Printing may be done under their direct supervision.

3. Entries will be disqualified if the photographer's name, studio name or title appears on the front of the entry.

4. Entries previously entered in a PPOK Exhibition will be disqualified. Any image that has been awarded an exhibition merit in PPA will be disqualified.

5. A maximum of six entries may be submitted per entrant.

6. No entry will be eligible that has been made under the supervision of an instructor, during class time or as a class assignment.
7. No two entries shall be of the same subject.
8. Entry media includes photographic prints or digital files.
9. Makers may choose to have their Artist entries judged digitally or with physical prints.
10. Entries in the Artist category shall include any subject and are encouraged to have guide images if the artwork is not apparent.
11. If any entry includes guide images, they must be included on the submitted digital canvas or mounted/included on the face of the print.

#### IV. SPECIFIC CONDITIONS FOR EXHIBITIONS

A. **DIGITAL AND PRINT ENTRIES** will be judged for the quality of the photographic image including composition, technique, lighting, subject interpretation and presentation. All entries must be "original work."

1. Six (6) entries may be submitted by each person..
2. All entries must be registered at [www.printcompetition.com](http://www.printcompetition.com). An entry will be available from the website.
3. Entrants may submit prints, digital files or a combination for judging.
4. Entrants are required to upload a digital file for each image (print or file) entered. NOTE: For print entries, the digital file submitted MUST match both the image and presentation. If, for example, the submitted print has a mat and the digital file does not show the mat, the entry will be disqualified.
5. No changes to your entry are permitted once the entry deadline has passed. No refunds will be issued after the entry fee is paid.

#### B. DIGITAL ENTRY

1. Files must be sized so the longest dimension is 4000 pixels. Each file must contain an embedded color profile of either sRGB or Adobe RGB1998 and be saved at a JPEG quality setting of 10. In most cases, total file size should not exceed 3.5 MB. Larger files will be accepted when necessary so long as they are JPEG/10.

2. Files are to be spelled and Capitalized the way you want it printed.

C. **PRINT ENTRY:** Prints shall be a maximum size of 20"x 24" or 480 square inches including the border, or smaller photographs of any proportion or shape with a minimum overall print area of not less than 80 square inches. Borders are acceptable.

1. All prints in the Photographic competition must be permanently mounted on the appropriate size mount board for the Exhibition Division entered. Masonite is not allowed. It is recommended that entry thickness be a minimum of 1/8" and a maximum of 3/8" at any point on the entry.

2. The prints must not be framed or under glass. Plastic covering is permitted but not recommended. Overlays, underlays and Polaroid transfers are acceptable.

Images on metal must have rounded corners and smooth edges.

3. To prevent damage to other prints, no foreign material may be added to the surface of the print other than standard re-touching material. Expanded PVC (such as Sintra) is permissible; for the material, 3 mm is the minimum recommended thickness and 4 mm is the maximum recommended.

4. PPOK is not responsible for images too thick to hang on display racks.

#### V. VIEWING CONDITIONS FOR JUDGING

Entries will be judged under current PPA lighting conditions.

a. Prints: Tungsten lighting, 3100K, EV8 (ISO 100, f/16@1 sec.)

b. Digital Files: Monitor Settings, D65, 120 cd/m<sup>2</sup>, 2.20 gamma

Juries will judge in open session and follow the PPA affiliated association judging procedure. The point system is used with scores ranging from 100 to 0 as follows:

Exceptional 100-95; Superior 94-90; Excellent 89-85  
Deserving of Merit 84-80; Above Average 79-76  
Average 75-74; Acceptable 73-70; Below Exhibition Standards 69

The final score shall be the official score on these and on any challenged photograph.

### The Judging Panel



Kathy Meek  
(Chair)  
Hot Springs, Ark



Maria Bernal  
Sandy,  
Utah



Phaneendra Gudapati  
Plano,  
Texas



Gary Meek  
Hot Springs,  
Ark..



Sandra Pearce  
Okeechobee,  
Fla .



Francie Stonestreet  
Houston,  
Texas

# Finding Neverland – Creating the Enchanting Photograph

In this workshop, you will step into every aspect of creating an enchanting fine art piece with award winning photographer and fine art print maker of Photographic Essays Studio and Gallery - best known for her creative artistry..

Prepare yourself by clearing your mind of any distractions so we can create a scene within your heart and mind.

**Monday 9 to 11:30 a.m.  
1 to 4 p.m.**



**Corinne Alavekios**

made her an internationally sought after photographer and artist.

Alavekios is an international speaker and educator, having taught abroad in Italy, France, Ireland, and from her home in Greece. On the national level, she has spoken at WPPI and Photo Plus East and many PPA Schools and conferences.

From her base in the Pacific Northwest Mountains of Washington State, Alavekios teaches workshops and photographic clinics. She owns successful commercial portrait fine art studio and gallery alongside her husband,.



*The Oklahoma Photographer*

Then add the model, dress her with simple lasting things, and learn to photograph as Corinne Alavekios does from many perspectives.

She is current, yet timeless in this field. Alavekios believes she is portraying life unfolding in her imagery. Her artistic vision, sensitivity and fluidity as a portrait artist has

Alavekios is honored with prestigious sponsorships with EPSON Corporation, Black River Imaging, and has been featured in a short film with EPSON telling her story of how she photographs on location and in her studios. She prints her own work using Epson large format printers.

Alavekios finds joy in creating fine art prints and working with the studio's clientele. Her approach to teaching the photographer

is a very personal and uncomplicated experience. Alavekios says "Enthusiasm comes in making memories in the moment and creating relationships and imagery that endure." She encourages and helps others find their artistic vision..


From fashion, corporate-commercial, portraiture, fine art, and pet photography, her mixed media consists of oils, paint and waxes to large panels and canvases.



"My clientele is from every walk of life. My talent is to connect and bring to life a portrayal that speaks of the client's life." From celebrities, inventors, and CEO's, to families and individuals who want imagery that conveys an expression of life in their circumstances, these are Alavekios's clients.

Alavekios believes that life is personal. She believes in passion and inspiration as a way of living and that you can

capture the dramatics of the moment. The spirit and essence of ones life is the portrait of an individual's personality in an image. Alavekios knows that every fleeting moment must be lived and today can be made timeless.



**See Alavekios, Page 18**



**Be Inspired.**

## **Sell more. Inspire your clients. Grow your business.**

WHCC's Inspiration Guides will inspire your photography clients with fine art products they won't want to live without! Your clients will want to transform their space into a warm and welcoming place with imagery from their baby, family, high school senior, or wedding sessions.

Use your photography in ways you never thought possible.

**Learn more by visiting [whcc.com/inspiration](http://whcc.com/inspiration)**

*Member Images Gallery I*



**“A  
Clear Path”  
by  
Joey  
Johnson  
of  
Sand Springs**



**“Life  
Goes On”  
by  
Steve Ervin  
of  
Tulsa**

**“These  
Precious  
Hours”  
by  
Kristie  
Rozier  
of  
Norman**



**“Rays  
of Hope”  
by  
Dwayne  
Horton  
of  
Thomas**



**“The  
Cobler”  
by  
Randy  
Taylor  
of  
Edmond**



**“Single  
Malt”  
by  
Dawn  
Muncy  
of  
Enid**

**“Alternative  
Angle”  
by  
Larry  
Spencer  
of  
Cleveland**



**“Did You  
Say Treats”  
by  
Suzanne  
Butler  
of  
Oklahoma City**





*Member Images Gallery II*



**“She Waits”  
by  
Chasity  
Rozell  
of  
Oklahoma  
City**



**“Grin  
and  
Bear It”  
by  
Melissa  
Jeffcoat  
of  
Tecumseh**


**“Sugar  
and Spice”  
by  
Rhonda  
Smith  
of  
Edmond**



**“Her  
History  
Lesson”  
by  
Tracy  
Provence  
of  
Chelsea**



**“The  
Hampton”  
by  
Laurie  
Biby  
of  
Broken  
Arrow**



**“The  
CEO”  
by  
Cary  
Garrison  
of  
Edmond**



**“Our  
Secret Place”  
by  
Carrie  
Holland  
of  
Oklahoma  
City**



**“Convergence”  
by  
Rick  
Cotter  
of  
Jones**



# Enhancing Portraits the Gūd Way

Photoshop isn't just about retouching; it's a tool to help transform images to convey your vision. In this program you will learn non-destructive post processing workflow and portrait enhancing techniques to make images impactful.

**Friday 2 to 5 p.m.**



**Phaneendra Gudapati**

Phaneendra Gudapati (PG) CPP, of Plano, Texas, known for his soulful images, is an Adobe certified Photoshop expert. You will learn efficient workflow processing to keep your editing non-destructive and file sizes small.

You will learn portrait retouching techniques like dodging and burning, frequency separation and more. Watch him show his finishing techniques to bring color harmony and impact to images.

PG will walk through Photoshop layers of some of his award winning images.

He continues to grow his skills and is now teaching his post-processing techniques as he works toward earning his Photographic Craftsman degree while exploring his artistic point of view.



A published photographer who has won several awards for photographic excellence, PG (as he likes to be called) earned three silver awards at the 2015 WPPI; first place in Camera Artistry at the 2016 WPPI; is a PPA Bronze, Silver, and Platinum medalist; Texas Top 10 Photographer of the year 2015 and earned Texas second best photographer of the year in 2016.



# Tips and Tricks from a Veteran Sports Photographer

If you have ever considered getting into the sports volume business then this is the class you don't want to miss.

Youth sports photographer and trainer Jeff Gump, Cr. Photog., is founder of one of the country's most successful youth sports photography. Gump declared himself a professional as a photographer at the age of 15 and today Gump's Sports Photography has photographed well over a million young people and is still growing strong from headquarters and staff in Jacksonville, Florida.

He has traveled over North America and Canada for the past 10 years educating aspiring as well as veteran photographers and has been a speaker for Photo Marketing Association, Professional Photographers of America Imaging, PMA Canada and many PPA state organizations.

Friday 7:30 to 10:30 p.m.



Jeff Gump

One of the reasons for his popularity as a speaker is that - in an industry where secrets are typically well-guarded - he holds nothing back.

He shows audiences everything from how to make a winning presentation to how to set up and execute flawlessly on photo day. And perhaps most importantly, he explains how the photographer can keep more money in his pocket instead of paying out too much of it in big commissions.

Gump has ways of making action photography much more profitable and shares an impressive array of trade tricks. He even talks about his resources such as suppliers and bankers.



He also reminds us all that customer service is vital. "Service and sales are what makes youth sports really fun and really work" he said.

"Whether you're photographing high schools or youth leagues I will introduce you to photo day work flow that will have your clients asking you 'where have you been all my life'?" he said.

He promises to introduce you to team composites, senior banners, and all the "WOW" products that will help you fill your calendar.

No other sports photographer with 25 years' experience would ever share these secrets. I will also share the techniques that will no longer have you afraid to photograph 500 athletes in a day.

Did I mention that the volume business is lucrative? As you can tell by now, I LOVE what I do.



## Alavekios

Continued from Page 12



Alavekios believes in using natural beauty to create her images by creating gowns, clothing choices and sets that are affordable, attainable and unique in artistry.

These sets are easy to make with elements and objects that are easily found.

In real time, we will create an enchanting image and bring it to life - from creating the concept, the set, capturing, editing, and post-production and how to sell this to your

clients.

Fine art enchanting photographs add a high-perceived value to your business, she says.

You will see how Alavekios finishes her prints with paints,

varnishes, oils, wax and mixed media to make a photograph into an object of desire.

In this hands-on workshop, Alavekios will share with you the different products that took her 15 years to master by studying in France, and bringing artists in her studio to personally learn the process and create a method that has become her own.

Some sample art kits will be available to purchase if you would like to try it during this time together.

You will come away from this workshop with a new understanding of creating a piece of art using simple and beautiful things.

You will be finding and defining your photographic style.

You will write down key points and put them into practice immediately in your business.



# It's All About Branding Your Business

“This is a rapidly evolving landscape. social media marketing ideas that were relevant one day may be quickly obsolete the next and without a solid brand as well as

**Sunday 8:30 to 11:30 a.m.**

a flexible concept for how that brand relates to a changing social environment companies collapse into themselves, “says Miles Whit Boyer of Bentonville, Ark.



**Miles Whit Boyer**

Owner of the Photographic Collective, he says this isn't a surface level “how to launch your businesses” type of course but instead an in depth look at how the decisions you make, the social verbiage you use, and even the clothes you wear can affect your very

ability to communicate to the client you want.

We'll dig deep into every current social media stream and discuss how it affects branding and then focus on refining advertising strategies and trimming down marketing dollars

*The Oklahoma Photographer*

to create a cohesive brand that is built around social influence but isn't reliant upon it.

Expect to walk out challenged, focused, and ready for a brand new brand.”

**WE NEED YOUR HELP NOW!**

Historic, once-in-a-generation change is coming to Copyright Law in the U.S! PPA has been on the forefront of this issue for a decade and now it's time for YOU to get involved!

Join our GRASSROOTS ACTION TEAM to help support a Copyright Small Claims option to better protect visual artists.

Learn about the issue, sign up, and share with other visual artists. We'll keep you posted every step along the way:

Every voice counts!  
[PPA.com/Advocacy](http://PPA.com/Advocacy)

**BE MORE involved.**

# DEMYSTIFYING THE ART OF PHOTOSHOP PAINTING

Sandra Pearce, M. Ed., M. Photog., Cr. of Okeechobee, Fla. is one of the most sought out digital artist in the photographic industry today.

**Sunday 3:30 to 6 p.m.**

She is an Image Excellence & Image Excellence Bar recipient. Pearce has had the opportunity to speak to thousands of professional photographer across the country from guild level programs to state and national conventions.



She teaches how to use all the tools that Adobe has in Photoshop to be used for painting. You will learn to use the mixer brush to create and blend backgrounds. You will learn to take your images to the next level.



**Sandra Pearce**

Her experience in digital imaging has set her apart in competition and she has been awarded Artist of the Year by the Florida Professional Photographers numerous years, Canon Par Excellence 2015 and 2016, Kodak Awards, Fuji Awards and other awards through the years.

Pearce has been in the top ten for GIA awards since its inception in 2010. Pearce won the GIA Award for first place in the Art

Category in 2010 and 2016 at the Imaging Awards. She won second in 2010 and 2011 and third in 2012.

The difference between traditional art and digital art are vast and varied. There is one common link, the knowledge and skill needed to create true art, regardless of the medium.



Not only does Pearce have a working knowledge of traditional and computer based art, she has experience teaching each form as well.

She feels photographers already are comfortable with the tools used in Photoshop. This enables

them to concentrate on the techniques of painting rather than learning a new program.

With so many teachers in the photography world, we all need a good reason to take a class that will help our business grow and prosper. Pearce is one of only a hand full of digital artist who are using Photoshop exclusively to create masterpieces.



# PHOTO **X** OK

# PHOTO EXPOSITION & PHOTO EXHIBIT

September 30-October 3, 2016

First Name: \_\_\_\_\_ Last Name: \_\_\_\_\_  
 Name of Business: \_\_\_\_\_  
 Business Address: \_\_\_\_\_  
 City: \_\_\_\_\_ State: \_\_\_\_\_ Zip: \_\_\_\_\_  
 Bus Phone: \_\_\_\_\_ Cell Phone: \_\_\_\_\_  
 E-Mail: \_\_\_\_\_ Web Site: \_\_\_\_\_

**EARLY REGISTRATION MUST BE POSTMARKED BY September 23, 2016**

\$125.00	<b>Best Value</b> Early Full Registration + Banquet .....	\$ _____
\$ 95.00	Early Full Registration .....	\$ _____
\$ 39.00	Advance Awards Banquet Ticket(s).....	\$ _____
\$110.00	On-Site Full Registration ( <b>After Sept. 23</b> ) .....	\$ _____
\$ 44.00	On-Site Awards Banquet Ticket(s) .....	\$ _____
\$ 25.00	Social & Trade Show Only .....	\$ _____
\$110.00	Out-of-State Registration (Affiliated Member) .....	\$ _____
\$159.00	Non-Member Registration .....	\$ _____
\$ 25.00	Board of Directors Luncheon .....	\$ _____
\$ 25.00	Past Presidents Luncheon .....	\$ _____
	Amount Included With This Registration .....	\$ _____

Check # \_\_\_\_\_

**Make checks payable to Professional Photographers of Oklahoma (PPOK)**

- Special \$99.00 room rate at the Hyatt Regency Hotel, 100 East 2nd St. Tulsa, OK
- ASK FOR PROFESSIONAL PHOTOGRAPHERS OF OKLAHOMA GROUP RATE
- PHONE: (918) 582-9000 •

**PRE-REGISTRATION DEADLINE  
POSTMARKED BY  
SEPTEMBER 23, 2016**

**ROOM RATE: \$99.00**  
**Room Reservations must be made  
by Midnight Sept. 14 or rooms will be released**

**CREDIT CARD PAYMENT OPTION:**

VISA \_\_\_ MASTER CARD \_\_\_ DISCOVER \_\_\_ AMERICAN EXPRESS \_\_\_

NAME ON CARD: \_\_\_\_\_

BILLING ADDRESS OF CARD: \_\_\_\_\_

CITY: \_\_\_\_\_ STATE: \_\_\_\_\_ ZIP: \_\_\_\_\_

CARD # \_\_\_\_\_ CVV # \_\_\_\_\_

EXPIRATION DATE OF CARD: \_\_\_\_\_

**RETURN COMPLETED  
REGISTRATION FORM  
WITH PAYMENT TO:**

Michael Scalf Sr.  
 P.O. Box 1779  
 Blanchard, OK 73010  
 Phone (405) 485-4456  
 E-Mail:  
[michael.scalf@ppok.org](mailto:michael.scalf@ppok.org)

**FILL OUT THIS FORM AND TURN IT IN TO CARY GARRISON ASAP!**

**Professional Photographers of Oklahoma  
Fellowship Program Entry Form**

**Oklahoma  
Fellowship  
The Pursuit Of...**



It will be your responsibility to list any service or print you would like credited to your file. All entries are subject to fellowship guidelines. Credit for your entries will be verified by the fellowship committee. The fellowship committee will have final authority when crediting entries to your file. **This form must be submitted by Dec. 31st of the same year the points were earned or they cannot be used at all. Please submit this form to the current PPO person in charge.**



Oklahoma Professional Photographers Fellowship Program Outline

The Fellowship Program is a means of recognizing those who have served the membership of the Oklahoma Professional Photographers Association and given freely of their time. It also encourages those in membership, who are always willing to help, to continue to do so.

The Fellowship Degree is divided into three segments:

\*\*\* The Associate Fellowship (white ribbon) requires 30 points. This award can be given to Active, Associate, Life, or Sustaining members.

\*\*\* The Fellowship (black ribbon) requires 50 points. This award can be given to Active, Associate, Life, or Sustaining members.

\*\*\* The Grand Fellowship (red ribbon) requires 100 points. This award can be given to Active, Associate, Spouse, Life, or Sustaining members.

\*\*\* For every 25 points over the Grand Master Fellowship shall be issued gold bars.

The Fellowship Program was introduced by Past President Sam Hyden, M. Photog.

PPO Member: \_\_\_\_\_

Category	Points	Service/Print	Verified By

Service Points \_\_\_\_\_ Print Points \_\_\_\_\_ Verified By \_\_\_\_\_

**PPO Fellowship Point Schedule**

Category:	Points:	Verified By:
Attending PPO Annual Convention.....	1	*List from Secretary
Attending PPO Seminar, or Day-long Program.....	1	*List from Secretary
Attending PPO School (2-3 days).....	1	*List from PPO School Committee
Attending PPO School (4-5 days).....	1	*List from PPO School Committee
Scoring 78 or 79 in PPO print competition (print points).....	1	*List from Print Committee Chairman
Scoring 80 or above in PPO print competition (print points).....	2	*List from Print Committee Chairman
Best Print in General or Masters competition (print points).....	1	*List from Print Committee Chairman
President PPO.....	4	*List of Officers
Executive Officers (Except Pres) or Member of the Board of Directors.....	2	*List of Officers
Committee Chairman (PPO or SWPPA).....	1	Signature of officer responsible for committee
Committee Workers (PPO or SWPPA).....	1	Signature of Committee Chairman
Publications Editor (Magazine, Newsletter, or Web Editor).....	2	*List from Board of Directors
Published article in a PPO Publication.....	1	Signature of Editor or copy of magazine
Convention Chairman or Co-Chairman.....	2	Signature of President
Presenting a Program for PPO (four hours or less).....	1	Signature of PPO School Committee Chairman
Presenting a Program for PPO (5 to 8 hours).....	2	Signature of PPO School Committee Chairman
Teaching a 2-3 day class for PPO School.....	2	Signature of PPO School Committee Chairman
Teaching a 4-5 day class for PPO School.....	3	Signature of PPO School Committee Chairman
PPO representative to PPA (one per year) **.....	1	*List from Board of Directors
PPO representative to SWPPA (one per year) ***.....	1	*List from Board of Directors
Print Jury Foreman.....	1	Signature of Print Chairman
PPA Degree (You may use each degree one time).....	1	Copy PPA Certificate
PPA Certification (You may use once and once at 5-yr renewal).....	1	Copy PPA Certificate
PPA, API or ABI designation (You may use once).....	1	*List from PPA
Sponsor New PPO member (per new member).....	1	*List from Secretary
Participation in nilmdts (You may use one per year).....	1	*List from nilmdts organization

**Note: The Official Person in Charge is:**  
**Cary Garrison**  
 405-341-0734  
 cary@garrisonphotography.com

\*Fellowship Committee will acquire list from appropriate official.

Additional Categories may be added at any time by a majority vote of the Board of Directors.

\*\* Includes: Council, Exec. Office, Board of Directors, Chairperson, Committee Member, Certification Liaison.

\*\*\* Includes: Exec. Office, Board of Directors, Chairperson, Committee Member

**THE OKLAHOMA PHOTOGRAPHER**

3026 S. Cincinnati Ave.

Tulsa, OK 74114-5225

LETS

MAKE

STUFF



MILLERSLAB.COM



MILLER'S

FREE OVERNIGHT SHIPPING